



# Training Manual & Ministry Policies

*Updated 2018*



One Church | Multiple Locations  
Dyer – Cedar Lake – Hammond – Highland – Beecher – Schererville

## **Contents**

Core Values - 3
Volunteer Job Descriptions - 5
Policies for Volunteers - 7
Seizure First Aid - 9
Behavioral Strategies - 10
Communicating Spiritual Truth to Concrete Thinkers - 15
Communicating with and About People with Disabilities - 17
Parent/Guardian Policies - 20
Individualized Worship Plan - 21
Child Safety Policy - 24
Types of Disabilities Handbook - 46

## **Core Values**

**Mission:** To reach the disconnected and grow the connected

**Vision:** To facilitate the discipleship and belonging of people with developmental disabilities at Faith Church.

*Transforming the world one relationship at a time*

### **Beliefs:**

1. Every human being is an image-bearer of God  
- *Genesis 1:26*
2. Every human being is sinful and equally in need of Jesus  
- *Romans 3:22-24*
3. Every member of God's kingdom possesses indispensable gifts  
- *1 Corinthians 12:15-27*

### **Values:**

1. Every person would know that God loves them
2. Every person would grow in their love for God and love for others
3. Faith Church would be a safe environment for ministry

### **Objectives (The 6 “I’s”)**

*What does it mean to be part of this serving team?*

1. We will develop **Interpersonal** relationships – The ultimate goal of this ministry is to point people with disabilities and their families to Jesus Christ; that they would be reconciled to Him and that we would be reconciled to one another.

*All this was from God, who through Christ reconciled us to himself and gave us the ministry of reconciliation (2 Corinthians 5:18)*

2. We will **Intercede** for one another – Prayer *for* each other and *with* each other is of the upmost importance for keeping this ministry Christ centered and, ultimately, effective.

*I urge you, first of all, to pray for all people. Ask God to help them; intercede on their behalf, and give thanks for them. (1 Timothy 2:1)*

3. We will **Invite** people to join in – Jesus Christ died for the whole world, and His gospel is for everyone who would receive it. For those who have already received it, there is a compelling call to share it with others. Jesus actually makes it our duty to go out and bring in the marginalized in our society to fill His house so that they may taste and see His goodness and His love.

*“Go out quickly to the streets and lanes of the city and bring in the poor and crippled and blind and lame. Go out to the highways and hedges and compel people to come in that my house may be filled.” (Luke 14:21, 23)*

4. We will **Include** people of all abilities in Church life – Faith Church will be a place where all members feel welcomed, loved, and appreciated for the God-given gifts and personalities they have been given. All parts of the body of Christ will be equally valued.

*The eye cannot say to the hand, “I have no need of you,” nor can the head say to the feet, “I have no need of you.” On the contrary, the parts of the body that seem to be weaker are more indispensable.” (1 Corinthians 12:21-22)*

5. We will look to the **Interests** of others – As we come to know the individuals with disabilities in our church (and their families), we get to know their joys and sorrows, their burdens and concerns. As a ministry, we will do our best to care for the physical, emotional, social, financial, and spiritual needs of the individuals and their families.

*Let each of you look not only to your own interests but also to the interests of others.  
(Philippians 2:4)*

6. We will **Instruct** and disciple – Christ’s final command was to make disciples of all nations, which includes people with disabilities. We will continually teach Jesus Christ to everyone and will rely on the Holy Spirit to help them understand.

*“Go, therefore, and make disciples of all nations, baptizing them in the name of the Faith and of the Son and of the Holy Spirit, teaching them to observe everything I have commanded you.”  
(Matthew 28:19-20)*

## **Volunteer Job Descriptions**

- Minimum age for serving is completed 5<sup>th</sup> grade
- For all volunteers under 18
  - You must fill out a Faith Church Serving Application
    - Includes references
  - You must go through a Reflectors Handbook Training
- For all volunteers over the age of 18
  - You must fill out a Faith Church Serving Application
    - Includes references and background check
  - You must go through a Reflectors Handbook Training

### **Reflectors Kids, Teens, or Adults Sunday Worship**

**Commitment:** 2x / month

**When:** 1 Sunday Service (time depends on campus)

**What:** Spend an hour with an awesome group of individuals participating in “big church” worship, doing hands-on activities, a Bible lesson, prayer, games, and other fun activities.

### **Faith Kids Support**

**Commitment:** 2x / month

**When:** 1 Weekend Service (depending on when the child comes)

**What:** Pair up with a child in Faith Kids who could use some extra support in participating in the activities of Faith Kids.

### **Wednesdays**

**Commitment:** 1x or 2x / month

**When:** 2<sup>nd</sup> & 4<sup>th</sup> Wednesdays (*during school year*)

**What:** Spend time with a great group of kids eating dinner, participating in worship, learning about Jesus, playing games... all while blessing parents and caregivers with connection and rest time.

## **Friendship Ministry** *Faith Highland*

**Commitment:** 1x to 2x / month (*during school year*)

**When:** Tuesday evenings, 7:00 pm – 8:30 pm

**What:** Spend part of an evening with an incredible group of adults having a great time of fellowship, Bible study, prayer, and food.

## **Special Events**

**When:** Varies throughout the year

**What:** There are lots of special events in Reflectors, with the purpose of outreach, family support, and/or socialization. These events might include “Night to Shine,” parent retreats, Friday night social events, etc. Within each event, there are multiple opportunities for how to serve. We like to call these events “All Hands on Deck” events, meaning we’d love to have you join us if you can (the more the merrier)! Please watch the newsletter and website for details and sign-up information throughout the year.

## **Policies for Volunteers**

**Food:** Because of intensified allergies and dietary restrictions, food may not be given to any individual with a disability unless a parent or legal guardian has given written authorization.

**At Least 2:1 Ratio At All Times:** A volunteer must never be alone with an individual with disabilities, child or adult. In any situation or setting that involves at least one person with disabilities, at least 2 volunteers must be present. For more information, please see the *Child Safety Policy* attached to this handbook.

**Medical Response:** In the case of any incident that calls for medical response (seizures, cuts, burns, choking, eye injuries, fainting, sprains, or any other type of injury), a radio will be available to contact a medical response team member who will be available to come and give assistance to the situation. Between the time that the responder is called and comes into the area of the incident, take basic first aid precautions. Clear the area, do not touch the effected area, and make sure that the individual is responsive.

*Be cautious about any type of bodily fluid. If you or anyone else comes in contact with a bodily fluid that is not your own/their own, wash that area immediately and follow up with someone who is authorized to check the medical information of the individual from whom the bodily fluid came from.*

**Bathroom and Personal Care Issues:** For individuals who need assistance with using the restroom or taking care of personal needs, it is suggested that at least one family member is involved. Written consent must be given by a parent or legal guardian if a ministry volunteer is to give assistance to the individual. In any bathroom or personal care situation, there must be at least 2 volunteers present.

**Sickness:** If a volunteer is sick, it is requested that they stay home. If this happens, they must contact the person who is in charge of their scheduling so that a substitute can be found (if needed).

**Safe Touch:** Touch can be healing and reassuring. However, it is important to touch in a manner that respects the person. Physical contact with children and adults with disabilities should be developmentally appropriate. Remember that teens and adults with intellectual disabilities are not asexual. Many of them have desires for marriage and romantic relationships. Conduct yourself in a way that conveys friendship, but nothing more.

**1. Hugs and kisses:** When greeting a child or adult with disabilities, offer a handshake. If they want a hug, give them a side hug. This is particularly important for teens and adults of the opposite sex. Do not allow a teen or adult of the opposite sex to kiss you. If this happens, do not scold, but firmly establish your boundaries. For example, you might say, “Was that appropriate behavior? What might be a better way for you to greet me?”

**1. Lap sitting:** Appropriate sitting on laps may occur with young, little children. It should not occur in the teen and adult classroom.

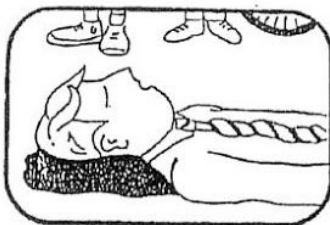
**1. Back rubs:** Although backrubs may seem harmless, it is best to refrain from the practice so it is not misconstrued. It will not be allowed with teens and adults.

**1. Casual touch:** Contact that is gentle and short in duration during activities may be on an individual’s head, shoulders, arms, and hands. Roughhousing and physical discipline should never be used.

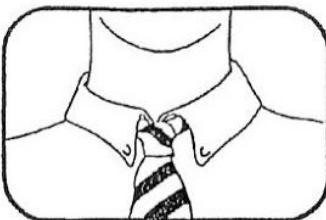


## First Aid for Seizures

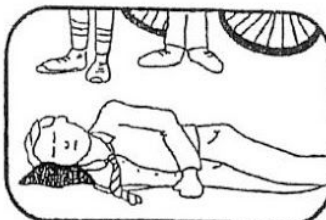
(Convulsions, generalized tonic-clonic, grand mal)



Cushion head



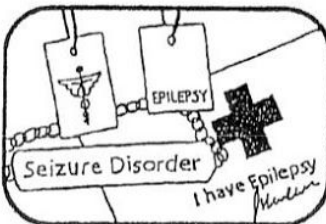
Loosen tight neckwear



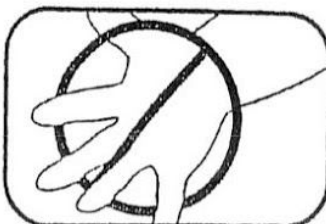
Turn on side




Nothing in mouth




Look for I.D.



Don't hold down



As seizure ends



... offer help

Most seizures in people with epilepsy are not medical emergencies. They end after a minute or two without harm and usually do not require a trip to the emergency room.

But sometimes there are good reasons to call for emergency help. A seizure in someone who does not have epilepsy could be a sign of serious illness.

Other reasons to call an ambulance include:

- A seizure that lasts more than five minutes
- No "epilepsy" or "seizure disorder" I.D.
- Slow recovery, a second seizure, or difficult breathing afterwards
- Pregnancy or other medical I.D.
- Any signs of injury or sickness

Epilepsy Association of Maryland, Inc.

Reproduced with permission.

Epilepsy Foundation of America

© 1998 J. Weston Walch, Publisher

Disability Awareness:  
24 Lessons for the Inclusive Classroom



# **Behavioral Strategies**

## **Behavior Management Tips**

Make sure that the individual you are caring for knows that you value them as a person. Part of the reason for this is simply because people tend to want to please people they like (people with disabilities are no different).

### **1. Strategies to reduce the occurrence of negative behaviors**

- Forecasting: Let the individual know what is coming next
- Choices: Give the individual choices
- Communication: Make sure the individual has a means to communicate
- Routine: Avoid abrupt changes in routine

### **2. Manage behavior positively**

- Ignore the undesirable behavior; praise the good behavior
- Redirect the undesirable behavior
- Do NOT reinforce undesirable behavior (positively or negatively)

### **3. Reinforce the desired behavior**

- When an individual exhibits a good behavior, do not let it go unnoticed
- Verbal praise can go a long way. Make sure to be specific! (e.g. instead of just saying “good job,” say “I really liked the way you said ‘hi’ to Johnny. That was very nice of you.”)
- Use physical reinforcers for good behavior. For example, if an individual enjoys going for walks, then offer to take a walk with them when they are behaving appropriately.

### **4. Check with parent/caregiver for tips in handling undesirable behavior**

- Any behavior you experience is something that the parent or caregiver has mostly likely experienced a hundred fold. Ask how the behavior is handled at home. Consistency is important
- Any reward system should first be approved by parents/caregivers.

## **Responding to Misbehavior**

When someone misbehaves, it could be for a variety of reasons. Realizing why they are acting the way they are and controlling your response will often bring about the desired behavior.

### **1. Setting expectations for appropriate behavior**

- The “behavior bar” should initially be set at the age of the individual. For example, it would not be appropriate for a typical 8 year old to kick his or her peers; nor would it be appropriate for an 8 year old with disabilities.

- That being said, the developmental level and learning style of the individual must be taken into account. Give clear expectations to the individual and hold them accountable to meeting those expectations.

### **2. Stay calm and ignore as much possible**

- A lot of negative behavior comes from a desire for attention. When an individual displays an undesirable behavior and a person responds to it, the behavior is being reinforced. Therefore, ignore those behaviors as much as possible while counteracting it with lots of praise for the individual’s positive, desirable behaviors.

- Avoid power struggles. Stay calm and do not “fight back” when an individual is being defiant.

- A pro-active, positive minded offense is the best defense to negative behaviors.

### **3. Out of control misbehavior**

- Use a “hands-off” approach at all times unless the individual is in danger of hurting themselves or others.

- Remain calm

- Remove any other persons from the area, plus any dangerous objects

- Do as much as you can to give the individual time and space to calm down.

- The only people allowed to physically restrain an individual are the individual’s parents or caregiver, or *Safety Care* certified volunteers or staff. If an individual is known to be at risk of performing violent behaviors, then one of these certified persons mentioned above must be present with the individual at all times.

## **104 Positive Ways to Interact with Our Students**

*From Elim Christian Services*

1. Minimize verbal communication
2. Love them unconditionally
3. Stay calm, even subtle reactions are rewarding
4. Teamwork
5. On different days, pending their emotional/regulatory state, modify and accommodate work tasks accordingly
6. Set reasonable limits/expectations
7. Patience is a virtue
8. Give choices (two choices) and allow staff/child empowerment by letting them have some control
9. Ignore negative behaviors while emphasizing positive behaviors (energize the positive, avoid energizing the negative)
10. Remember building a trusting relationship with disruptive students has proved to be one of the most successful things teachers can do to
11. Positively state directions, tell them what you want them to do instead (example: sit in your seat vs. don't stand)
12. Enforceable limits/expectations
13. Proactively anticipate situations
14. Review rules at the beginning of every day
15. Visually structure your room - clear visual boundaries, defined spaces for activities/organization, adequate space
16. Positively state rules, post them in class, stated so that all understand expectations
17. Everyone do the same thing every time (consistency) in a respectful and timely manner
18. Take your time (we're not in a hurry)
19. Use "first, then" statements for schedules
20. Use "if, then" statements for expectations and consequences
21. Instead of telling students "no" when they are asking for something, say "yes, you can at this time" (example: instead of saying "swimming is not today", you say "swimming is on Wednesday")
22. 5 positive to 1 negative
23. Praise small successes
24. Use positive reinforcement throughout the day
25. Alternate preferred tasks with un-preferred tasks
26. Ability - modify tasks to each student and have realistic expectations
27. Acknowledge precipitating factors - adapt as necessary
28. Take educational advantage of natural consequences (example: if my shoe is untied and I trip, I will probably learn to tie my shoe before leaving next time)
29. Physical activity decreases aggression
30. Use a kitchen timer
31. Use a visual timer
32. Use pictures
33. Pre-plan consequences for un-met expectations
34. Regularly communicate with parents to support each other
35. Promote friendships among students, use those friendships as learning and interaction tools

36. Use distraction (to another activity or interest)
37. Use clear, specific directions
38. Promote independence
39. Active learning through increased productivity and minimum down time
40. Wait and give TIME for a response
41. Set the example
42. Use music
43. Dim the lights
44. Catch people being good
45. Be aware of surroundings
46. Use your resources - utilize staff time, behavior staff, and parents to help plan, create, and implement ideas
47. Recognize the need for help/taking a break
48. Acknowledge students feelings
49. Leave work at work and home at home
50. Clear beginnings and endings
51. Smile :)
52. Find ways to enjoy your job
53. Speak softly
54. Use language appropriate for students
55. Teach rules
56. Practice rules
57. Teach expectations, practice often
58. Model rules and expectations
59. Replace negative behaviors with appropriate alternatives
60. Sensory diet
61. Have lessons prepared ahead of time
62. Social stories
63. Anticipate and plan for everything!
64. Create a waiting area
65. Use toys/items for students to have while waiting or transitioning
66. Schedules
67. Encourage communication
68. Use books to relax
69. Prepare for transitions
70. Give them something to do that they can't do while misbehaving
71. Make a big deal over responsible, considerate, appropriate behavior with lots of attention, thanks, praise, recognition, thumbs up, and special privileges
72. Take a break (students and staff)
73. When possible, move to a private place to talk about problems. Never embarrass a student by talking about them in front of them
74. At the end of the day, remind your student that they are special and remind them of something good they did that day
75. Surprise your student by whispering on occasion. This often improves their attention and helps you to stay in control and think more clearly.
76. Do nothing, wait and learn from the student. Intervening too quickly often times prevents us from truly understanding what the student is saying with their behavior.

77. If you find yourself working harder than the student, they won't change and you will get burned out
78. Minimize transitions
79. Less is more! (less words, less sentences, less directions, less questions)
80. If you dropped the ball and got burned, move forward. If you goat has been gotten, keep that as privileged information.
81. Remember the three things you have control over: 1) Your behavior 2) The Environment 3) The Curriculum
82. Reward effort
83. The better you take care of yourself, the better you can help others
84. Exercise decreases aggression and stress....so exercise!
85. Out of sight, out of reach, out of mind! Remember to have locked closets, containers, and high shelves when necessary.
86. Remove unnecessary and distracting items from students' view and reach (if it's causing a problem, get rid of it)
87. Organization - a place for everything and everything in its place
88. Continually monitor the effectiveness of your reinforcers and change as necessary
89. If it works, do more of it
90. If it works a little, build on it. Small changes can lead to more or larger changes.
91. If it doesn't work, do something different. Do something different, even if it seems illogical. Think outside the box! If you don't change, neither will the behavior.
92. Keep it simple
93. Focus on solution oriented talk rather than problem oriented talk
94. Your greatest asset is what you choose to energize and how you choose to respond
95. Change only one thing at a time
96. Remember that lectures, warnings, yelling, reprimands, discussions, and nonverbal ways of responding to negativity are really rewards of energy. Be super careful what you choose to reward!
97. Only make a fuss about the good stuff and remember that you can see as many positives as you choose to see
98. Always consider the student's biological/medical needs when a behavior is occurring
99. Rational detachment
100. Incorporate student's interests into activities
101. Work-break systems
102. Use concrete language (avoid sarcasm, irony, and metaphors)
103. Review posted daily schedule frequently
104. Laugh and use humor

# Communicating Spiritual Truth to Concrete Thinkers

*By Dawn Clark*

*The Levites...instructed the people in the Law while the people were standing there. They read from the Book of the Law of God, making it clear and giving the meaning **so that the people could understand what was being read.***

*Nehemiah 8:7-8*

## 1. What do we need to communicate Spiritual truth?

- Desire to help students UNDERSTAND the Biblical passage
- Knowledge of the Biblical passage
- Knowledge of how concrete thinkers learn
- Communicating the Biblical truth with that knowledge of how concrete thinkers learn in view. Understanding different learning styles and always teaching using a variety of learning styles in your lesson.

## 2. Who are concrete thinkers?

- Young children
- Children and adults with developmental disabilities

## 3. What are the characteristics of concrete thinkers?

- Difficulty with abstract concepts and metaphors
- Comprehend more than they can express
- Often have short attention spans
- Difficulty with a sense of time
- Difficulty answering open-ended questions

## 4. What are their preferred learning styles?

- **Visual** - think in pictures; learn by seeing (very true for individuals with autism)
- **Kinesthetic** - learn by experience; learn by moving, touching, and doing (an individual with limited vision and a developmental disability will primarily learn by using this method)

## 5. How do concrete thinkers learn?

- **Seeing, NOT Hearing**
  - Use visuals as you speak
  - Use screens/monitors
  - Keep language simple
- **Hands-on**
  - Involved them in the story
  - Role play
  - Repeated phrase or motion when characters appear
  - Object lessons
  - Crafts, puzzles, Bible games, etc.
- **Music**
  - Uses both sides of the brain which helps memory
  - Use songs that reinforce the truth in the Biblical Story
  - Use simple signs with singing
- **Repetition**
  - Teach the same truth in a variety of ways (craft, song, prayer, video, etc.)
  - Using themes is a creative way to do repetition
- **Pictures and Visuals**
  - GET TO KNOW THE RESOURCE ROOM!
  - Use variety
- **Structure and Consistency**
  - Keep the schedule of the room the same
  - Use pictures to illustrate the schedule (Boardmaker pictures)
- **SHORT Chunks of Information - Limited Memory**
  - Break up the story into short segments and allow response from participants
  - Use “either, or” questions or “yes/no” questions rather than open-ended questions



## Communicating With and About People with Disabilities

*Information for this fact sheet came from the Office of Disability Employment Policy; the Media Project, Research and Training Center on Independent Living, University of Kansas, Lawrence, KS; and the National Center for Access Unlimited, Chicago, IL.*

The Americans with Disabilities Act, other laws, and the efforts of many disability organizations have made strides in improving accessibility in buildings, increasing access to education, opening employment opportunities, and developing realistic portrayals of persons with disabilities in television programming and motion pictures. Where progress is still needed is in communication and interaction with people with disabilities. Individuals are sometimes concerned that they will say the wrong thing, so they say nothing at all - thus further segregating people with disabilities. Listed here are some suggestions on how to relate to and communicate with and about people with disabilities.

### Words

Positive language empowers. When writing or speaking about people with disabilities, it is important to put the person first. Group designations such as “the blind”, “the retarded”, or “the disabled” are inappropriate because they do not reflect the individuality, equality, or dignity of people with disabilities. Further, words like “normal person” imply that the person with a disability isn’t normal, whereas “person without a disability” is descriptive, but not negative. The accompanying chart shows examples of positive and negative phrases.

Affirmative Phrases	Negative Phrases
Person with an intellectual, cognitive, developmental disability	Retarded; Mentally defective
Person who is blind; person who is visually impaired	The blind
Person with a disability	The disabled; handicapped
Person who is deaf	Deaf and dumb
Person who is hard of hearing	Suffers from a hearing loss
Person who has multiple sclerosis	Afflicted by MS
Person with cerebral palsy	CP victim
Person with epilepsy; person with seizure disorder	Epileptic
Person who uses a wheelchair	Confined to a wheelchair; restricted to a wheelchair
Person who has muscular dystrophy	Stricken by MD
Person with a physical disability	Crippled; Lame; Deformed
Unable to speak; uses synthetic speech	Dumb; Mute
Person with a psychiatric disorder	Crazy; Nuts
Person who is successful, person who is productive	Has overcome disability; Is courageous or inspirational because of their disability

## **Actions**

Etiquette considered appropriate when interacting with people with disabilities is based primarily on respect and courtesy. Outlined below are tips to help you in communicating with persons with disabilities.

### **General Tips for Communicating with People with Disabilities:**

- When introduced to a person with a disability, it is appropriate to offer to shake hands. People with limited hand use or who wear an artificial limb can usually shake hands. (Shaking hands with the left hand is an acceptable greeting)
- If you offer assistance, wait until the offer is accepted. Then listen to or ask for instructions.
- **Treat adults as adults!** Address people who have disabilities by their first names only when extending the same familiarity to all others.
- Relax. Don't be embarrassed if you happen to say "see you later" or "did you hear about that?" that seem to relate to a person's disability.
- Don't be afraid to ask questions when you're unsure of what to do.

### **Tips for Communicating with Individuals Who are Blind or Visually Impaired:**

- Speak to the individual when you approach him or her.
- State clearly who you are; speak in a normal tone of voice.
- When conversing in a group, remember to identify yourself and the person to whom you are speaking.
- Never touch or distract a service dog without first asking the owner.
- Tell the individual when you are leaving.
- Do not attempt to lead the individual without first asking; allow the person to hold your arm and control his or her own movements.
- Be descriptive when giving directions; verbally give the person information that is visually obvious to individuals that can see. For example, if you are approaching steps, mention how many steps there are.
- If you are offering a seat, gently place the individual's hand on the back or arm of the chair so that the person can locate the seat.

### **Tips for Communicating with Individuals who are Deaf or Hard of Hearing:**

- Gain the person's attention before starting a conversation by tapping the person gently on the shoulder or arm, or waving in the person's sight-line
- Look directly at the individual, face the light, speak clearly in a normal tone of voice, and keep your hands away from your face. Avoid smoking or chewing gum.
- If the individual uses a sign language interpreter, speak directly to the person, not the interpreter.
- If you telephone an individual who is hard of hearing, let the phone ring longer than usual. Speak clearly and be prepared to repeat the reason for the call and who you are.
- If you do not have a teletypewriter (TTY), dial 711 to reach the national telecommunications relay service, which facilitates the call between you and an individual who uses a TTY.

**Tips for Communicating with Individuals with Mobility Impairments**

- If possible, put yourself at the wheelchair user's eye level.
- Do not lean on a wheelchair or any other assistive device.
- Never patronize people who use wheelchairs by patting them on the head or shoulder
- Do not assume the individual wants to be pushed - ask first
- Offer assistance if the individual appears to be having difficulty opening a door
- If you telephone the individual, allow the phone to ring longer than usual to allow extra time for the person to reach the telephone.

**Tips for Communicating with Individuals with Speech Impairments**

- If you do not understand something the individual says, do not pretend that you do. Ask the individual to repeat what he or she said and then repeat it back.
- Be patient. Take as much time as necessary.
- Try to ask questions which require only short answers or a nod of the head.
- Concentrate on what the individual is saying.
- Do not speak for the individual or attempt to finish his or her sentences.
- If you are having difficulty understanding the individual, consider writing as an alternative means of communication, but first ask the individual if this is acceptable.

**Tips for Communicating with Individuals with Cognitive Disabilities:**

- If you are in a public area with many distractions, consider moving to a quiet or private location.
- Be prepared to repeat what you say, orally or in writing.
- Offer assistance completing forms or understanding written instructions and provide extra time for decision-making. Wait for the individual to accept the offer of assistance; do not "over-assist" or be patronizing.
- Be patient, flexible, and supportive. Take time to understand the individual and make sure the individual understands you.

**Remember...**

- Relax
- Treat the individual with dignity, respect, and courtesy
- Listen to the individual
- Offer assistance but do not insist or be offended if your offer is not accepted



## Parent/Guardian Policies

- For Kids: It is up to you, the parent/guardian, whether or not you would like to stay with your child/family-member/participant on the first visit. We encourage parents/guardians to participate in the main worship service, but want to be flexible to your preference.
- For Teens/Adults: It is up to you, the parent/guardian/caregiver, whether or not you would like to stay with your child/family-member/participant on the first visit. We encourage parents/guardians/caregivers to participate in the main worship service, but want to be flexible to your preference.
- One of our purposes for providing Reflectors classrooms is for you to be able to attend Worship Services. We request you do not leave the premises while your participant is in our classrooms during weekend services.
- Please fill out an IWP (Individualized Worship Plan) form for your child/family-member/participant so that our team can be as equipped as possible to make his/her time with Reflectors an awesome one. You can find and fill out this form at [www.reflectorsministry.org](http://www.reflectorsministry.org)
- If you know that your child/family-member/participant will be able to attend on a particular weekend, please (if possible) give some type of notice in advance. It can be in-person, by email, phone call, etc. This will help in the volunteer preparation process. Or, if you ever have questions, concerns, or ideas about anything, please let us know – we're here for you!

Cedar Lake: Contact Lexie / [lcupples@wearefaith.org](mailto:lcupples@wearefaith.org) / 219-864-0300 (ext. 196)

Dyer: Contact Pam / [pamv@wearefaith.org](mailto:pamv@wearefaith.org) / 219-864-0300 (ext. 145)

: Contact Vinnie / [vadams@wearefaith.org](mailto:vadams@wearefaith.org) / 219-864-0300 (ext. 197)



<p><b>Challenges</b></p> <p>What kinds of things are difficult for him/her to do that would be helpful for us to know? Please include any fears/aversions (if applicable)</p> <div></div>
<p><b>Communication</b></p> <p>How does he/she communicate best (Output AND Input)? e.g. verbal, gestures, ASL, electronic device, PECS cards, single words, etc.</p> <div></div>
<p><b>Preferred Activities</b></p> <p>What does he/she really enjoy doing? e.g. hobbies, favorite things/activities</p> <div></div>
<p><b>Motor Abilities</b></p> <p>e.g. does he/she need assistance with mobility (walking or rolling)? Writing / Cutting / Gluing (hand over hand)?</p> <div></div>
<p><b>Restroom *</b></p> <p>Please Check One (additional comments can be made below in 'Other Information' box)</p> <p> <input type="checkbox"/> The individual can use the restroom independently  <input type="checkbox"/> The individual needs some support // Staff may help  <input type="checkbox"/> The individual needs some support // Please page me for help         </p>

<p><b>Allergies / Dietary Restrictions / Other Health Concerns (if applicable)</b></p> <div></div>
<p><b>Re-Direction &amp; Reinforcement Techniques (if applicable)</b></p> <p>If the person is having a difficult time participating with the group, what is a helpful way to encourage participation? And/Or what are techniques that will NOT be helpful? Specifically, what are preferred "praise" methods (high-fives, stickers, words, etc.)?</p> <div></div>
<p>The individual has a behavior plan at home/school/work that I would like to be followed as closely as possible when he/she is at church.</p> <p>If "yes," we will contact you for details and collaboration</p> <p> <input type="checkbox"/> Yes  <input type="checkbox"/> No         </p>
<p><b>Any Other Information That Would Be Helpful To Know About</b></p> <div></div>
<p><b>Goals / Hopes / Dreams For This Upcoming Year</b></p> <p>Could be Spiritual, Social, Behavioral, etc.</p> <div></div>

**Photo Consent \***

I give permission for *(name of participant)* to appear in photographs related to the Reflectors Ministry and Faith Church. I understand that these photos may be used for promotional purposes and may appear in Faith Church publications, on the Faith Church website, in Reflectors Ministry newsletters and event flyers, and other promotional material.

☐ Yes  
☐ No

**ADDITIONAL MEDICAL INFORMATION**

If there is a situation where parents/caregivers/guardians are **NOT on the Faith Church campus** (e.g. Parent Retreat, Parents Night Out, etc.), we need the following information:

Any medication(s) currently being taken

Medical Insurance Company

Policy Number

Primary Care Physician

Hospital (+address)

**Additional Emergency Contact**

Someone besides parents

**\*Please include relationship to the individual (aunt/uncle/neighbor, etc.)**

**\*Please include Phone Number**

**Statement of Release and Liability Agreement**

"I have disclosed, to the best of my knowledge, all pertinent information for my child/family-member/dependent's personal safety and appropriate medical attention. In case of emergency, I understand every effort will be made to contact me. In the event I cannot be reached, I hereby give my permission to the physician selected by those in charge of the Faith Church Special Needs Ministry to secure proper treatment, including hospitalization, anesthesia, surgery, or injections of medications for my child/family-member/dependent. I will also take full responsibility for any charges incurred during medical treatment and do not hold Faith Church liable for any injuries that may occur to my child/family-member/dependent, and I agree to contact Faith Church in order to keep my child/family-member/dependent's records up-to-date."

☐ Yes  
☐ No

## **Child Safety Policy**

### **Mandate**

The New Testament makes clear that as Christians we continue in a covenant relationship with God and with the whole community of faith. We must live just and generous lives, following the great commandments set forth by Jesus Christ. Jesus plainly taught that children were to be included and provided for within the community of Faith. (See Luke 18:15-17 and Matthew 18:5-6.) Throughout the history of the Christian church, children have been included in the worship and ministry of the community of faith. Today, the church may be the only place where some children find the unconditional love and care they so desperately need to grow, to thrive, and to become faithful people. As Christians, we must take our responsibility to our children very seriously, always attending to their spiritual growth and nurturing. We fail in our responsibilities if we neglect to take adequate precautions against child abuse in our churches. It is unlikely that we can completely prevent child abuse in every circumstance, yet it is possible for us to greatly reduce the risk by following a thorough and practical policy of prevention.

### **Purpose**

It is the purpose of the members and staff of Faith Church to provide a safe and secure environment for all infants through high schoolers entrusted to our care, including people with special needs. We do this to encourage these children and their families to grow in their relationship with God and one another.

A safe and secure environment includes a **formal, written policy** to help prevent the occurrence of child abuse. The following policy and procedures are for the protection of all infants through high schoolers, employees, volunteers and our entire church family at Faith Church.

### **Scope**

This policy shall apply to all current and future workers, compensated and/or volunteer, who will have the responsibility of supervising the activities of children from infants through high school, including those persons with special needs.



## Definitions

<u>Adult:</u>	Any person 18 years of age or older.
<u>Children or youth:</u>	Any person 0 to 18 years of age. Whenever either the term child(ren) or youth is used the guidelines apply to both (unless otherwise indicated).
<u>Emotional Abuse:</u>	Attempting to control a child's life through words, threats, and fear; destroying a child's self worth through harassment, threats, and deprivation, which reinforce a sense of helplessness and dependence on the abuser.
<u>Ministry, ministering, minister:</u>	Includes teaching, leading, mentoring, chaperoning, or any other activity that brings people in contact with children or youth.
<u>Physical Abuse:</u>	Any intentional means of inflicting injury on another person whether a one-time event or a chronic pattern. Physical abuse may occur regardless of whether there is a cut, wound, mark, or bruise.
<u>Physical Neglect:</u>	Not doing what one is supposed to be doing to meet the physical needs of someone in his or her care, which interferes with or prevents a child's normal development.
<u>Sexual Abuse:</u>	Sexual exploitation or forced sexual intimacy with a person regardless of age or circumstance, which may or may not include physical contact.
<u>Volunteer:</u>	Anyone working under the guidance and supervision of the church for a church function.
<u>Youth/Teen:</u>	A child who is approved by their parent and the supervisor to be a volunteer helper. They need to be at least 10 years of age to help in Faith Kids.

## Objectives of Child Protection

Protect the Children The creation of a safe and secure environment is of utmost importance! Children (and parents) need to know that when they come to church, all children are well looked after. Also, when children feel safe they are more likely to hear the message being taught or to see “Jesus with skin on.”

Protect the Adults By completing the reference checks that we do and developing appropriate guidelines and boundaries, we may be in a better position to ward off false accusations. We are also in a better position to not place an employee or volunteer in a position where they may be consciously, or unconsciously, tempted to sin.

Ministry Support If a child comes to worship or to serve, and they are worried about the person they are working with, their mind is going to be on every word or gesture or touch coming from that person. They will miss the lesson being taught or the Christ-like examples of servanthood being exhibited all around them.

Also, the completion of the child protection process enables the ministry to know the level of accessibility to children that each volunteer is given. It helps ministries gain a level of trust in each volunteer, which permits them to focus on their calling from God.

Protect the Church God calls us to be good stewards of the resources that He has given us: both our financial AND our people resources. Should we ever have an incident occur that we could have prevented, that could jeopardize some of those resources. We believe that God is asking us instead, to use our resources to expand our current ministries and to create new ministries so that we can reach even more lost people and bring them to know Christ.

## Four Components

### *Screening*

#### LEVEL 1

- Volunteers serving one time, for a Special Event, involving minors, that include:
- a large contained group
- **And** volunteers will not be alone with a child
- **And** the two adult rule is applied

Examples: Christmas or Easter help; a one time serve, conferences

Training: Not mandatory; no application required.

#### LEVEL 2 (APPLICATION AND ONE SOLID REFERENCE CHECK)

Volunteers serving less than one time per month but more ongoing than a one-time Special Event person, i.e. substitutes

- **And** the 2 adult rule is applied
- Criminal Background Check required
- Requires elder approval

Examples: Volunteers on a 6-week rotation or serving once every 3-4 months  
Training: MANDATORY.

### LEVEL 3 (APPLICATION, ONE SOLID REFERENCE CHECK & INTERVIEW)

- Volunteers serving one time a month or more in a group setting
- Criminal Background Check required
- **And** the two adult rule is applied

Examples: Small group leader, large group leader, worship team leader, greeting teams  
Training: MANDATORY

### LEVEL 4 (APPLICATION, THREE REFERENCE CHECKS, INTERVIEW & CRIMINAL BACKGROUND CHECK)

All paid staff and volunteers whose work with minors shall be at level 4 (i.e. involve regular one-on-one supervision, mentoring and/or overnights) shall sign a Background Screening Authorization Form allowing Faith Church to do a Criminal Background Check.

Volunteers serving as a leader or sponsor but who also may have the following situations:

- Isolated contact with a minor - i.e. being alone with a minor out of visual range of their ministry staff or volunteers
- Custody of a minor - i.e. being alone with a minor while you are in full control of them.
- Supervision over a minor - i.e. having authority in the ministry to direct a minor into an isolated location.

Examples: Student ministry and children's leaders or staff who work with minors

Training: MANDATORY

\*Note: If moving from LEVEL 3 to LEVEL 4, then **2 more Reference checks will be needed.**

#### *Training*

To raise awareness of child abuse

To learn what to do and not to do while in ministry with kids

#### *Supervision*

Staff and Leaders look for anything less than 100% appropriate

#### *Reporting*

Report any suspicious behavior whether occurring inside or outside the church

## The Guidelines

### Basic Rule of Supervision

The most basic rule of supervision for those who work/serve in ministry with children is the “two adult rule.” Never be alone with a child. This means that there must be a minimum of two adults at all times when interacting with children. This simple rule provides protection for children by not giving opportunities for adults to have sustained time alone with a child. It also protects staff and volunteers in situations in which a child with some significant emotional needs may misinterpret adult interaction or may make false statements about an adult’s behavior toward them. By following this rule, many potential problem situations are prevented.

1. No adult who has been convicted of child abuse (either sexual abuse, physical abuse, or emotional abuse) will be allowed to volunteer to work with children or youth in any church-sponsored activity.
2. Adult survivors of child abuse need the love and support of our congregation. Any adult survivor who desires to volunteer in some capacity to work with children or youth is encouraged to discuss his/her willingness with our Care Team before accepting an assignment.
3. All adult or youth/teen Volunteer Childcare worker involved with children or youth of our church must have been an attender or member of the congregation for at least six months before beginning a volunteer /childcare worker assignment. An exception may be made for people transferring from another church of the reformed Faith who have a good reference from their former church. These people should be placed on a probationary status for three months. If you are a childcare worker that attend another church of the reformed Faith we will need an reference from your current church.
4. Children or youth should, at all times, have adult or youth/teen supervision. In certain cases an exception may be made for older children or teens, but only if prior permission from a parent is obtained.
5. Children ages 0 to 5<sup>th</sup> grade should always be brought to and picked up from a children’s activity by a parent or the adult/teen that is responsible for them. It is important that parents pick up their children in a timely manner.
6. Youth groups should not meet in isolated locations if there is only one adult leader present. **An isolated location is anywhere that no other people are present or an area of the building out of sight or hearing distance of others.** Small groups that meet in the homes of leaders must have two unrelated adults present.
7. Doors to rooms should be kept open unless there is a window through which the activity in the room can be observed. Supervisors may choose to make rounds observing the activities going on in the classrooms.

8. When children are supposed to be in a children's program or activity, they must not be allowed to leave the room and wander through the building without the adult responsible for them.
9. There should be at least two adult volunteers that are not related or married to each other in the children's ministry rooms when children, other than their own, are present. Exceptions may be made for at least one adult and one youth/teen volunteer who are unrelated. Note: two volunteers may be related to each other and have a third person who is unrelated also volunteering at the same time.
10. When children under the age of 6 use the bathroom they are to be escorted by a female adult 18 years & older. Another available option is to allow the child to walk to the bathroom while observing them through the doorway of the classroom - as long as the child is in the bathroom alone. The adult or youth/teen helper is not to go into the bathroom stall with the child. If in an emergency a child needs help in the bathroom or other isolated situation, whenever possible, at least 2 adults who are not related to each other should be involved in helping the child. Additional help should be sought to help or notify the parent depending on the severity of the situation.
11. **OFF-CAMPUS TEAM/ MINISTRY SLEEPOVER GUIDELINES FOR STUDENT MINISTRIES**
  - a. Signed permission slips must be obtained from the parents.
  - b. The "Two Adult" rule needs to be followed. Two leaders must be present if there are up to sixteen (16) students. An extra leader must be included if there are seventeen (17) or more students, and there must always be a leader-to-student ratio of no less than one leader to eight students.
  - c. The sleepover must be cleared through the ministry leader.
  - d. As long as any students are awake, one of the leaders must also be awake to ensure monitoring of safe behavior.
  - e. Separate sleeping quarters must be designated for males and females.
  - f. Appropriately modest sleeping attire must be worn.
  - g. Information sheet regarding emergencies must be obtained from the parent(s) including phone numbers and locations where parents can be reached.
  - h. Small group leaders must request permission from parents after getting approval from the ministry leadership team to view a PG or PG-13 movie. No R rated movies.
  - i. Other items/ devices which could be harmful to a student (e.g. Fireworks, etc.) should not be brought along.
12. Meetings between one adult and one child should be avoided.
  - a. When counseling with a child/youth, another person should be asked to sit in, or parental permission should be obtained prior to the meeting or counseling should occur within sight of others. Counseling can take place in the church office when more than one person is in the area or building, but the door should remain open in the case of no one nearby.
  - b. If only one adult or youth/teen volunteer is available for a class or group, that group

should join with another one or parental permission should be sought to continue. In the case that the class/group will continue then the door must remain open during the entire class so proper safety and supervision can be monitored more easily.

- c. Only a LEVEL 4 adult leader may drive a child (youth) of the same gender to or from their home during a church function if it involves the adult being alone in the vehicle with just one child/youth. An adult and a young person of the opposite gender should never be in a car alone. If a LEVEL 4 is driving a single child of the same gender to or from home, the adult must have:
    - i. Verbal parental approval
    - ii. A log kept by the driver of the time spent in the vehicle and locations traveled to and from.
    - iii. Require the young person to wear a seatbelt.
  - d. It is acceptable for a LEVEL 4 Faith Students leader to take one of his/her group members individually to an activity. However, the following information must be discussed with the parent before going on the one-on-one activity:
    - i. Verbal parental approval must be given.
    - ii. The location and nature of the activity.
    - iii. Emergency numbers.
    - iv. A curfew or expected time of return must be set with the parent(s) and upheld.
13. The following guidelines apply to physical contact:
- a. There is to be no corporal (physical) punishment or disciplinary restraint of children.
  - b. Physical restraint may only be used if a child is in danger of causing harm to self or others (such as running away from supervision or attacking other children).
  - c. Being a Christian community, embracing, holding hands in prayer and other affirming ways of touching are used. Among adults, the usual societal and Christian standards apply that touching should never be done if it is unwelcome, demeaning, or sexually suggestive or explicit.

In the case of contact between adults and children, it should be remembered that the adult is always responsible for maintaining proper conduct. Even if the minor child or youth initiates inappropriate contact, the adult leader is still the responsible and accountable person. All of these incidents need to be reported to the supervisor and child's parent.

To a great extent proper behavior depends on common sense and decency as well as believing that Christians are to be pure and above reproach in their conduct with one another. Rules and definitions cannot adequately substitute for those qualities. Nevertheless to make some attempt and minimal definition of proper contact, physical contact should be limited to the arms, hands, shoulders and head. It should not be done in one-on-one situations (isolated situations are to be avoided anyway). Hugging should not be in any way suggestive.

14. If it is foreseen that an adult, because of ministry situations may at some time be alone with a child/youth, that adult must have an approved background check on file in the church office. (This information is kept confidential.)
15. If an adult or youth/teen volunteer who ministers with children/youth does not abide by these guidelines, that adult or youth/teen volunteer may be removed from a position of working with children/youth.
16. Adult and youth/teen volunteers shall immediately report to their supervisor any behavior that seems abusive or inappropriate.
17. In the case of any alleged or verified occurrence of child abuse, the church will notify the appropriate police and welfare authorities as required by law.

## **Reporting**

Possible indicators of abuse and reports of abuse of a minor need to be taken seriously. (See APPENDIX A). A volunteer/staff person should not conduct an investigation of the matter. They should follow the established reporting procedure.

This does not mean that those people required to report abuse pursuant to state statute no longer have an obligation to do so, but that the church will not be involved in the reporting process. If any member or non-member can provide information verifying that a volunteer or staff member has had formal charges filed against them for child abuse, the Senior Pastor or one of his designees should be informed immediately.

### **A. Responding to a Report of Abuse**

1. Take the child seriously when he/she tells the story. Write down as much of the account as you are able to do as soon as you are able to do so.
2. Reassure the child. Remind the child that you care about him/her.
3. Remain emotionally calm in the presence of the child.
4. Make no promises to the child that you will not tell what has been shared. Do not offer a reward for telling story. Do not tell the child he/she has been abused. Do not talk about police. Do not investigate the story. Repeat the story only to the Senior Pastor or Executive Administrator or their designee.
5. Remind the child that it was good to tell someone and that it was not his/her fault.

6. Observe whatever is accessible without removing clothing. Do not ask the child for permission to check beneath his/her clothing.
7. See APPENDIX B for greater detail in responding to report.

B. Policy for Reporting Suspected or Alleged Abuse

1. All staff, leaders, or teachers are required to report any suspected or alleged incidence of abuse to the Children's Ministry Director or Student Ministries Director within 24 hours. In the Children's Ministry Director's absence (or if he/she is the accused), the report is to be made to the Senior Pastor (ASAP). In the pastor's absence (or if he is the accused), the report is to be made to the Executive Pastor. It is not the responsibility of the reporting person to substantiate or investigate the alleged or suspected abuse.
2. The parent(s)/guardian of the victim must be informed immediately by the Senior Pastor or his designee of the information that has come to light about their child(ren) in a face-to-face meeting. See APPENDIX D.
3. The Executive Administrator should handle matters such as filing a report with authorities, informing the liability carrier, establish a care plan for the child and family, preparing for disclosure to the church if deemed necessary, etc.
4. When the alleged or suspected victim is a minor child, the person receiving the report will be mandated to report this to the local police department. It is our responsibility to comply with state child protection laws.
5. All volunteers and staff should be aware of the signs and symptoms of abuse, whether abuse is emotional, physical, and/or sexual. See APPENDIX A.
6. When a child reports an incident of abuse or a volunteer/staff person observes signs or symptoms of abuse, **the volunteer/staff person must write a report indicating the specifics of the child's report, the specifics of the abuse, the date when signs/symptoms appear, or report as soon as possible. See APPENDIX E.**
7. The Senior Pastor (or his designee) shall maintain the records of reported incidents and will keep such records **confidential, accurately and completely documenting all efforts at handling the incident.**
8. The church will provide appropriate and necessary assistance to the victim, the offender, Child Protection Services (CPS), and local law enforcement agencies.
9. So far as it is consistent with our legal duties as well as our spiritual concern for all involved, we will work to maintain confidentiality.



C. Policy Regarding Alleged Offenders

1. If the child's parent/guardian is the suspected abuser, the CPS or police will be notified and will in turn notify the parent/guardian of their investigation.
2. If staff or volunteer is the suspected abuser, the alleged offender must be informed of the allegations and must be suspended from participating in all service roles in the church until an investigation is done by the proper authorities.
3. If the allegations are found to be false, the censure on service will be lifted. If the allegations are found to be true, the offender must continue under the censure of service and be dealt with by the pastor and elders.
4. If a paid employee is the alleged offender, salary and other benefits will be continued during the period of suspension and investigation. If the allegations are found to be true, salary and all other benefits will be discontinued immediately.

D. Policy Regarding Response to Media

1. If an incident of abuse becomes a public matter such as at the time of arrest, the media has the right to report such incidents. This policy intends to assist Faith Church's leadership to thoughtfully prepare for and respond to the media's awareness of an abusive event, while protecting the victims of such attacks and facilitating the legal process.
2. The identity of the victims or survivors of such circumstances ought to be held confidential, especially minors. Only an adult victim or adult survivor can give consent to release his/her name for publication.
3. Any report of child abuse made to the police directly or to the police via Child Protection Services becomes a felony investigation. Information in the form of a media release, news conference, or prepared statement on a felony investigation must be prepared and released by the Policy Department.
4. Legal advisors, police department's media officer, and other experts should be consulted before any statements are read or made.
5. The Senior Pastor (or his designee) will be the official spokesperson for Faith Church for any media responses. Statements to reporters or to the media may not be made by the church's staff or volunteers regarding any ongoing investigation of child abuse or neglect.

## APPENDIX A

### POSSIBLE INDICATORS OF ABUSE

Note: Children rarely exhibit just one sign that they are the victims of abuse. Some symptoms may represent typical development changes or the aftereffect of traumas in their lives other than abuse. Conversely, it is possible for abuse to be taking place without the appearance of noticeable symptoms because of the child's ability to mask or deny what would otherwise be very confusing and painful to acknowledge. Generally, several signs observed over a period of time suggests that a child may be suffering from abuse. This highlights the need for training among volunteers, staff, and program leaders.

#### A. Infants and Preschool Children

- 1 Regression to an earlier state of behavior development. Example: baby talk, thumb sucking, or bed-wetting.
- 2 Change in social behavior that is not associated with normal development. Example: excessive crying, clinging, becoming aggressive or withdrawn.
- 3 Physical manifestations such as loss of bowel control, bed wetting, frequent urination, headaches, stomach aches, breathing difficulties, sore throats accompanied by gagging, stains on the child's undergarments.
- 4 Exhibiting signs of fear around a family member or a familiar person or fear of a familiar place or object.
- 5 Fear of being touched, shying away from physical contact. Resistance to being diapered or assisted in the bathroom.
- 6 Use of explicit language or sexual behavior that is beyond the child's comprehension or life experience.
- 7 Attempting sexual behavior with other children or attending adults.
- 8 Unexplained injuries or bruises, repeated injuries blamed on carelessness, multiple bruises sustained in one event, bruises to child's midsection, back, head, or back of thighs, signs of scalding, burning, or distinctive bruising, such as in the shape of a belt buckle, multiple bruises in various stages of healing.
- 9 Name calling toward other children, bullying behavior, sulking, or brooding.
- 10 Fascination with fires, playing with matches or a lighter.

#### B. School-age Children

- 1 Same as physical manifestations above coupled with complaints of pain, irritation, soreness, redness on the child's bottom, smearing feces on walls or objects.
- 2 Pattern of injuries, multiple injuries, injuries about the face or neck, failure to complain about or explain an obvious physical discomfort.
- 3 Unusual fears such as with a familiar person, a particular room, a particular object, or fear of new experience.
- 4 Poor concentration in classroom.
- 5 Exhibiting adult-pleasing behaviors, striving for perfection, acting miserable if

- failing.
- 6 Engaging in self-injury, engaging in excessive masturbation, masturbation in public setting.
- 7 Acting enraged and out of control, expressing anger through destruction.
- 8 Shyness about physical touch.
- 9 Exhibiting sexual behavior beyond comprehension or maturity level, behaving in a sexual manner with other children or adults.
- 10 Exhibiting signs of needing to be in control of others or situations, bullying others.
- 11 Hostility and distrust of adults, mood swings and irritability, violent disruptions.
- 12 Acting out, including hoarding food and toys, lying, stealing, assaulting.
- 13 Frequent absences from school or other scheduled events either because of being punished or to hide bruises.
- 14 Low self-esteem, particular sensitivity to criticism.
- 15 Hypervigilance. Excessive and suspicious watching of other people. Easily startled.
- 16 Preoccupation with fire and setting fires.

C. Adolescents

- 1 Eating disorders, use of laxatives, unexplained and dramatic changes in weight.
- 2 Changes in sleep patterns, including excessive sleeping, sleeping during the day, or insomnia.
- 3 Performance in school plunges.
- 4 Perfectionist behavior, excessive self-criticism, attempting to please adults, overreacting to any form of criticism or complaint.
- 5 Sexually provocative or asexual behavior, denial of body changes and sexual development; for females, seeking affection from older males.
- 6 Experimentation with drugs and alcohol.
- 7 Self-abusive behavior including cutting self, preoccupation with danger and weapons, suicide attempts.
- 8 Truancy from school.
- 9 Cruelty to animals, bullying younger children.
- 10 Emotional numbness, inability to be emotionally supportive of others.
- 11 Having few friends; changing friends often.
- 12 Depression and other signs of withdrawal and avoidance.
- 13 Pregnancy.
- 14 Refusing to attend to basic hygiene.
- 15 Rectal and vaginal infections.
- 16 Hyper-vigilance/excessive watching and suspicion of other people. Easily startled.

D. Neglect

- 1 Appearing to be underfed, constantly hungry, underweight for size and age.
- 2 Begging for food, stealing food, hoarding food.
- 3 Lack of supervision, underage child supervising another child or children.
- 4 Chronic absenteeism from school, unattended educational needs.
- 5 Unattended medical and dental needs.

- 6 Consistent or frequent lack of hygiene or lack of cleanliness resulting in odors.
- 7 For infants, failure to thrive.

E. Parental Behaviors and Home Life

- 1 Not attending meetings about the child, not showing an interest in the child, critical of the child, uncomplimentary.
- 2 Constantly putting child down, using harsh words to describe child, using threats and unflattering language.
- 3 Describing child as underachiever, complaining that he/she lets people down, is unmotivated, achieve less than brothers and sisters.
- 4 Speaking of child in a way that sounds too romantic, too grown-up, too sugary, too perfect.
- 5 Hostile, close-minded, overprotective, isolating, doesn't let others in the house, won't participate in activities with other parents, makes excuses about failing to do tasks, talks about things not being good at home.
- 6 Reports of past/other suspicious behavior, reports that an older brother or sister may have been mistreated.
- 7 Chemical dependency by one or both parents.
- 8 Sudden and dramatic changes in family's financial security.

## **APPENDIX B**

### **RESPONDING TO A CHILD'S REPORT OF ABUSE**

1. Take the child seriously when he/she tells the story.
2. Avoid judgmental statements such as, "I think you just had a bad dream."
3. Do not appear frightened or disgusted by the child's story. This may cause the child to stop talking or to believe you are upset with the child.
4. Do not try to convince the child that the story isn't true or that it did not happen the way the child reported it.
5. Do not make promises to the child that you will not tell anyone what has been shared with you.
6. Remind the child that whatever happened was not his/her fault.
7. Assure the child that it was a good decision to tell someone what happened to him/her.
8. Tell the child that you want to find help so it doesn't happen again.
9. Do not offer a reward to the child for telling the story or promise a gift if the child tells another adult.
10. Reassure the child that he/she does not deserve to be hurt by anyone.
11. Do not frighten the child by talking about police involvement or about medical examinations. Share that other people need to know what happened and they will talk to the child later.
12. Do not ask the child to show any bruises that are beneath underwear or clothing; only observe those bruises that are accessible.
13. Do not investigate the child's story; rather listen to the story, and take notes immediately afterwards while fresh in your memory.
14. Do not tell the child that he/she has been abused.
15. Offer to support the child and remind the child that you care about him/her.
16. Report abuse - See APPENDIX C.

## **APPENDIX C**

### **REPORTING ABUSE TO AUTHORITIES**

State statute requires that any person, volunteer or staff, in the position of care-provider for children is considered a “mandated reporter.” A mandated reporter must report child abuse or neglect if it is suspected.

- A. If the victim is a minor child, the caregiver must notify the Children’s Protective Services (CPS) themselves as a “mandated reporter” when:
  - 1. Symptoms of abuse or neglect are suspected outside of the church’s setting (See APPENDIX A, page 11).
  - 2. There is no danger of placing a child back into an imminently dangerous situation.
- B. If the victim is a minor child, the caregiver as “mandated reporter” must follow the church’s guidelines (guidelines, page 8; reporting form Appendix E, page 17)) for reporting if:
  - 1. The abuse is suspected to be happening within the setting of the church by staff or volunteers.
- C. If the victim is a minor child, notify the local police (911) department when:
  - 1. The caregiver needs to control an immediate or imminent conflict or incident regarding a child that cannot be controlled by the caregiver. For example, a child being taken by an unauthorized person, or a parent or guardian reacting immediately to a child in an uncontrollable manner.
  - 2. Placing the child in the custody of the parent(s)/guardian will increase or continue the risks of abuse to the child.

NOTE: The police will respond immediately should the situation or information require that type of response. CPS is required by law to respond within 24 hours of reporting.

CPS phone number: 1-800-800-5556 (for anywhere in Indiana)  
Dyer Police 219-865-1163

## **APPENDIX D**

### **RESPONDING TO PARENTS WHO ARE NOTIFIED ON AN ABUSE REPORT**

1. Remain calm and nonjudgmental.
2. Anyone who makes a report to the police or CPS authorities is usually granted anonymity; do not identify the reporter unless you are given permission to do so.
3. Do not share any statements made by the child with a parent or relative who is implicated by the child as an abuser. Do not share the child's statements with anyone other than the authorities until the identity of the abuser can be determined and authorities have determined whether or not the child can be protected from contact with that person.
4. Do not attempt to convince a parent that the alleged abuse happened or did not happen. Do not attempt to discredit the child or cast suspicion on the alleged abuser.
5. Do not investigate with a parent what may be happening in the home; and do not share information with a parent that has not been shared with authorities.
6. Do not make promises to a parent about the outcome of the investigation.
7. Listen to any information a parent or guardian may offer about the incident and record it immediately after the conversation. Report additional information to authorities through the reporting procedure outlined in this policy.
8. Offer parents spiritual and emotional prayer support.
9. Suggest resources for parents including books or literature that you know may be personally helpful to them.
10. Allow parents to express their disbelief, anger, and grief. (Parents may be in shock or denial at the mention of abuse allegations).
11. Do not minimize the type of abuse or embellish the abuse, its impact on the child, or its harm to the child.
12. Assure parents of the confidential nature of the report and the need to maintain confidentiality unless disclosure is necessary to protect the wellbeing of other children.

## **APPENDIX E**

### **REPORT OF SUSPECTED INCIDENT OF CHILD ABUSE**

1. Name of worker (paid or volunteer) observing or receiving disclosure of child abuse:  
\_\_\_\_\_
2. Victim's name: \_\_\_\_\_  
  
Victim's age/date of birth: \_\_\_\_\_
3. Date/place of initial conversation with/report from victim: \_\_\_\_\_  
\_\_\_\_\_
4. Victim's statement (give your detailed summary here): \_\_\_\_\_  
\_\_\_\_\_  
\_\_\_\_\_  
\_\_\_\_\_  
\_\_\_\_\_
5. Name of person accused of abuse: \_\_\_\_\_  
Relationship of accused to victim (paid staff, volunteer, family member, other):  
\_\_\_\_\_
6. Reported to pastor: \_\_\_\_\_  
Date/time: \_\_\_\_\_  
Summary: \_\_\_\_\_  
\_\_\_\_\_  
\_\_\_\_\_  
\_\_\_\_\_
7. Call to victim's parent/guardian: \_\_\_\_\_  
Date/time: \_\_\_\_\_  
Spoke with: \_\_\_\_\_  
Summary: \_\_\_\_\_  
\_\_\_\_\_



- 
8. Call to local children and family services agency: \_\_\_\_\_  
Date/time: \_\_\_\_\_  
Spoke with: \_\_\_\_\_  
Summary: \_\_\_\_\_  
\_\_\_\_\_  
\_\_\_\_\_
9. Call to local law enforcement agency: \_\_\_\_\_  
Date/time: \_\_\_\_\_  
Spoke with: \_\_\_\_\_  
Summary: \_\_\_\_\_  
\_\_\_\_\_  
\_\_\_\_\_
10. Other contacts: \_\_\_\_\_  
Name: \_\_\_\_\_  
Date/time: \_\_\_\_\_  
Summary: \_\_\_\_\_

---

Signature of Applicant  
Date

## APPENDIX F

### REDUCING THE RISK APPLICATION CHECKLIST

(To be completed by clergy/professional staff persons)

In the case of an allegation of child/youth sexual abuse, the volunteer or clergy staff person who observes or to whom the information is given is required by Faith Church and by the state law to complete the tasks listed below. Date and initial as each step is completed.

Date: _____ _____	Initial: _____ _____	1. <b>For clergy and paid professional staff:</b> remove the accused from the situation and suspend the accused from duties involving children/youth. <b>For volunteers:</b> Remove the accused from the situation and immediately notify the closest available clergy/professional staff person who will suspend the accused.
Date: _____ _____	Initial: _____ _____	2. Make a written documentation of everything done and said. If the person reporting the allegation is a volunteer, both the volunteer and the clergy/professional staff to whom the volunteer has reported will document the procedures taken.

The procedures after this point will be administered by ministerial staff persons only.

Date: _____ _____	Initial: _____ _____	3. Immediately notify the parents/guardians of the alleged victim and respond to their questions and concerns.
Date: _____ _____	Initial: _____ _____	4. Immediately notify state authorities. Failure to report any suspected, alleged or witnessed abuse is a crime.
Date: _____ _____	Initial: _____ _____	5. Immediately notify the minister in charge.
Date: _____ _____	Initial: _____ _____	6. Make written documentation of persons contacted and action taken to this point.
Date: _____ _____	Initial: _____ _____	7. The clergy/professional staff person will immediately notify a member of the Soul Care response team to begin the internal and pastoral care process.

Date: _____	Initial: _____	a. notify the insurance carrier of the incident immediately and comply with its investigation, if any;
Date: _____	Initial: _____	b. cooperate with legal and state authorities in their investigations, if any;
Date: _____	Initial: _____	c. prepare a written statement and designate a spokesperson to respond to media inquiries;
Date: _____	Initial: _____	d. provide assistance to the alleged victim and his/her family in obtaining counseling or referral to a mental health professional, if needed;
Date: _____	Initial: _____	e. respond to the needs of the families of the alleged victim and the accused to seek a redemptive solution for all involved;
Date: _____	Initial: _____	f. inform the affected volunteer(s) and paid staff members of the need for confidentiality, and;
Date: _____	Initial: _____	g. consider and respond to the concerns of other parents.
Date: _____	Initial: _____	8. Within five (5) days of the alleged abuse, the clergy/professional staff person who made the original report will prepare a written report and send one copy to the state agency and will give one copy to the senior pastor.
Date: _____	Initial: _____	9. Make written documentation of persons contacted and action taken.

## **APPENDIX G**

### **PROFILE ON A CHILD ABUSER**

#### **SEXUAL ABUSE**

##### **Men 18 and up**

- Low self-esteem
- Need for power and control
- Poor family relationships, though the relationships often look okay from the outside
- Difficulty in interpersonal relationships...relates to others immaturely both socially and emotionally...may not be involved with peers or engage in adult group recreational activities.
- Difficulty with impulse control
- History of past physical/sexual victimization...80-95% of child molesters were themselves molested as children
- Primary interests are in children
- May be involved in youth activities such as group leaders or coaches
- May be single or married...if married, they are often experiencing marital difficulties...they have difficulty in developing satisfying, supportive, intimate relationships with adults
- May have a specific age of children they prefer to work with
- May be of any sexual orientation or preference
- May have been insecure in childhood with frequent moves, early physical illnesses and marital difficulties between parents
- Many are less of a team player
- Difficult time asking for help with his problems
- Don't admit to stress or recognize a need to have a plan to deal with it
- Use children to fulfill their needs or validate their sense of competence and well-being
- Highly skilled at gaining the trust and confidence of children
- Sensitive to children's needs and have a way of putting children at ease
- Move frequently and unexpectedly
- Seeks opportunities to be alone with children
- Has an idealistic perspective of children...may refer to them as objects
- Often good at convincing others about their competence and caring

##### **Adolescent**

- Lack of contact with peers
- Few or no extracurricular activities
- Generally feels powerless and inadequate
- May feel more comfortable with children younger than themselves
- Males, in particular, may be frequently chosen to babysit because they make themselves available and relate well to young children
- May come from a family where there has been physical or sexual abuse
- May seem socially immature for their age
- May lack a close relationship with a father figure

### Women

- May have married young
- Reared in a very strict home
- Her family was/is very religious
- Her husband is gone frequently and is not very supportive
- Is sexually naïve and immature
- Is very dependent on father figure
- Frequently the victim of physical abuse
- Has low self-esteem
- The husband exaggerates his masculinity in dress, work, and with peers and usually has drug or alcohol problems that affect his sexual performance
- Is lonely
- Does not have much tenderness in her life

### **PHYSICAL ABUSE**

- Negative attitude about life and people
- Labeled as having a “hot” temper
- Blames others: “he made me,” “it was her fault”
- History of child abuse as a child
- Uses harsh, age inappropriate discipline
- Offers illogical or unconvincing excuses for what occurred
- Exhibits out of control behavior

### **EMOTIONAL ABUSE**

- Blames and belittles children
- Cold and rejecting
- Withholds love

CAUTION: A profile list such as this can be misleading because many of the characteristics here can describe men/women who do not molest. Having more than one or even all of these items does not necessarily increase the odds of that person being a molester. Although this profile has some value in pointing out particular needs of people and risks associated with them, great caution should be used when assigning this profile to any one individual. Few molesters ever report the characteristics listed here. Neither are interviewers trained to properly elicit this information. Individuals with abusive personalities are often more subtle and skillfully manipulative in their approach to their employers, as well as their approach to children. This makes it essential for those responsible for hiring or enlisting volunteers to gain information from collateral resources such as past employers, friends, families, and criminal background checks.

## Table of Contents

---

WHAT IS A DEVELOPMENTAL DISABILITY.....	3
WHAT IS AN EMOTIONAL DISABILITY?.....	3
WHAT IS AN INTELLECTUAL DISABILITY?.....	4
WHAT IS A PHYSICAL DISABILITY?.....	5
ANGELMAN SYNDROME.....	6
ASPERGER SYNDROME.....	7
ATTENTION DEFICIT DISORDER (ADD/ADHD).....	8
AUTISM.....	9
CEREBRAL PALSY.....	10
CYSTIC FIBROSIS.....	11
DOWN SYNDROME.....	12
EMOTIONAL DISTURBANCE.....	13
EPILEPSY (SEIZURE DISORDER).....	14
FETAL ALCOHOL SYNDROME.....	15
FRAGILE X SYNDROME.....	16
HEMOPHILIA.....	17
HYPOTONIA.....	18
INTELLECTUAL DISABILITIES (FORMERLY MENTAL RETARDATION).....	19
LEARNING DISABILITIES.....	20
MICROCEPHALY.....	21
OBSESSIVE-COMPULSIVE DISORDER.....	22
OPPOSITIONAL DEFIANT DISORDER.....	23
PEDIATRIC BIPOLAR DISORDER.....	24
PERVASIVE DEVELOPMENTAL DISORDER.....	25
PICA.....	26
REACTIVE ATTACHMENT DISORDER.....	27
RETT SYNDROME.....	28
SENSORY INTEGRATION DISORDER.....	29
SMITH-MAGENIS SYNDROME.....	30
TOURETTE SYNDROME.....	31
TRAUMATIC BRAIN INJURY.....	32
TYPE ONE (1) DIABETES.....	33
WILLIAMS SYNDROME.....	34
SOURCE INFORMATION.....	36-39
ADDITIONAL INTERNET SITES.....	40

## WHAT IS A DEVELOPMENTAL DISABILITY?

---

Developmental disabilities may be any one of a diverse group of chronic conditions that result from mental or physical impairments. Developmental Disabilities (DD) may impact activities of daily living (ADLs), and other major areas such as language, learning, mobility, self-help skills, self-regulation, and independent living. DDs may begin anytime from the pre-natal stage through age 22. These delays usually last throughout an individual's lifetime; most have no cure, but symptoms may be successfully managed.

### Teaching Tips for Children with Developmental Disabilities

- ☞ Give children with warnings before transitions; provide countdowns to the next activity.
- ☞ Set your expectations high for students.
- ☞ Treat children with empathy, not sympathy; children do not want your pity.
- ☞ Capitalize on children's strengths. Get to know the students and the areas in which they excel.
- ☞ Find out what students can do independently and with what they need assistance.
- ☞ Allow extra processing time in between your questions and a student's expected answer.
- ☞ Post visual schedules to assist in processing.
- ☞ Allow extra time and space for mobility limitations or lack of dexterity.
- ☞ Be patient with behaviors, and try to look for the underlying source of frustration (ex. inability to communicate), instead of writing it off as "problem behavior" and simply treating the outward symptoms.
- ☞ Maintain a positive outlook and encourage the students whenever possible.

## WHAT IS AN EMOTIONAL DISABILITY?

---

An emotional disability is often referred to as mental illness or behavioral disability. Many times this category of disability is called "hidden disabilities" or "invisible". A hidden disability is defined as an emotional, behavioral, or developmental disability that has no outwardly-apparent symptoms. Children with an ED (Emotional Disability) have extreme difficulty at home, at school, and with peer relations. It is estimated that at least 1 in 10 children suffer from an emotional disorder severe enough to experience some level of impairment. (DHHS, 2006) These children are often very intelligent, and have the cognitive skills to complete their school work; however, their behavioral issues and challenges are perplexing to family members, peers, and professionals in the community. Some of the common characteristics of ED are high degrees of impulsivity, extreme anger or outbursts, mood swings that change quickly and without notice, poor grades (behaviors can interfere with the learning process), and inflexibility when dealing with change.

The most common emotional disorders affecting children are ADD/ADHD, Personality Disorder, Childhood Depression, Schizophrenia, and eating disorders.

### Tips for Teaching Children with Emotional Disabilities

- ☞ Provide a structured classroom and environment.
- ☞ Set routines and schedules.
- ☞ Post classroom rules and schedules.
- ☞ Catch students doing the "right thing", and reward appropriate behavior.
- ☞ Have a behavior management plan developed.
- ☞ Consider using adult buddies for support if necessary.

## WHAT IS AN INTELLECTUAL DISABILITY?

---

An intellectual disability is characterized both by a significantly-below-average score on a test of mental ability or intelligence, and by limitations in the ability to function in areas of daily life (ADLs), such as communication, self-care, social situations, and school activities. Intellectual disabilities are also called cognitive disabilities. Until recently it was common to refer to an intellectual disability as mental retardation; however, the label “mental retardation” has been done away with, due to the negative connotation and stereotype. A child with an intellectual disability may have a very mild diagnosis, and still be able to do many of life’s activities independently, or may be very involved and need much support and assistance in the classroom and at home. A child with an intellectual disability may be born with it, or it may develop throughout the lifespan.

Some of the most common intellectual disabilities are Down Syndrome, Fragile X Syndrome, and Fetal Alcohol Syndrome (FAS), all of which occur before the baby is born. Most intellectual disabilities are not preventable, other than FAS. Some conditions are metabolic in nature and occur due to imbalances in the child’s body or system, such as Phenylketonuria (Abbrev. PK – Genetic disorder in which the body cannot process the Phe protein, which leads to an excess of this protein and results in ID.) or congenital hypothyroidism. Still, there are other disabilities that occur due to serious head injury, stroke, or infections like meningitis. It is not uncommon for a child to have both physical and intellectual disabilities; many children have multiple disabilities.

### Teaching Tips for Students with Intellectual Disabilities

- ☞ Learn students’ strengths and interests; create opportunities for success.
- ☞ Teach in concrete terms; avoid abstract concepts.
- ☞ Vary modalities when teaching; demonstrate or show lessons with visuals and objects.
- ☞ Give students more time to complete tasks or activities.
- ☞ Break down multi-step projects into smaller, easier tasks.
- ☞ Post visual schedules and rules in classroom.
- ☞ Keep classrooms neat and organized.
- ☞ Help students with transitions by preparing them for change (i.e. give verbal warnings or provide countdowns).
- ☞ Create buddy systems or supports for students that need additional supports.
- ☞ Adapt materials to meet students’ cognitive abilities.



## WHAT IS A PHYSICAL DISABILITY?

---

Physical disabilities and impairments include orthopedic, neuromuscular, blindness, deafness, pulmonary, and cardiovascular disorders. Many individuals with physical disabilities may require the use of assistive devices, such as wheelchairs, walkers, or crutches, to assist with or attain mobility. Children can be born with disabilities, or they can occur shortly after birth or result from injury later in life.

Some of the more common physical disabilities are cerebral palsy, muscular dystrophy, and limb deformation. Some physical disabilities are not visible to the eye. Disabilities such as pulmonary disease, respiratory disorders, epilepsy or seizure disorders, and other limiting conditions have no outward characteristics.

### Teaching Tips for Children with Physical Disabilities

- ☞ Children with physical disabilities want to be treated as normally as possible.
- ☞ Set your expectations high for students.
- ☞ Treat children with empathy, not sympathy; children do not want your pity.
- ☞ Make physical adjustments to classrooms so children's wheelchairs and equipment fit.
- ☞ Capitalize on children's strengths. Get to know the students and the areas in which they excel.
- ☞ Encourage peer-assisted learning and team work to assist students with physical disabilities.
- ☞ Find out what students can do independently and with what they need assistance.
- ☞ Teach other children in the room acceptance of all students.
- ☞ Provide easy access to and from classrooms.

# ANGELMAN SYNDROME

---

Angelman Syndrome is a neuro-genetic disorder first diagnosed by English physician Harry Angelman in 1965. It occurs in 1 in 15,000 live births. Angelman is often mis-diagnosed as Cerebral Palsy or Autism. Angelman Syndrome characteristics include: developmental delays, lack of speech, seizures, and mobility and balance issues. Individuals with Angelman Syndrome do not have the faculties to live independently, and will need lifelong care.

## Common Symptoms and Features:

- ☞ Minimal to no expressive, verbal, communication (inappropriate alternative communication strategies, i.e. hair pulling)
- ☞ Developmental delay
- ☞ Delayed development of the head, resulting in a smaller-than-usual head size (microcephaly)
- ☞ Seizures beginning before age 3
- ☞ Hyperactivity, short attention span
- ☞ Puberty delayed by 1-3 years

## Causes:

Angelman Syndrome is caused by deletions on the maternally-derived chromosome 15q, 12 region. Angelman may also be caused by having two copies of the paternally-derived chromosome 15. The Angelman gene is called UBE3A; abnormalities in this gene cause neural developmental impairment.

## Strengths:

- ☞ Happy disposition (frequently laughing and smiling)
- ☞ Development is delayed, but forward (once skills are gained they, typically, are not lost)
- ☞ Receptive language higher than expressive (levels will vary from person to person)

## Limitations:

- ☞ Dependent in all areas of daily living (ADLs)
- ☞ Feeding issues, especially during infancy
- ☞ Sleep disturbances, which may result in attention difficulties or issues in other areas of life due to excessive sleepiness
- ☞ Balance issues, lack of coordination

# ASPERGER SYNDROME

---

First described by Dr. Hans Asperger in 1944, Asperger Syndrome (AS) is characterized by impaired social interaction that ranges in severity from mild to profound. AS is categorized as a pervasive developmental disorder (PDD) and falls within the autism spectrum. Children with AS have typical patterns of language and cognitive development and are likely to mature into independent adults. Treatment of AS focuses on minimizing symptoms through medication, psychotherapy, behavior modification, social skills training, and educational interventions. Asperger Syndrome is sometimes referred to as “high-functioning Autism”.

## Common Symptoms and Features:

- ☞ Difficulty with non-verbal communication (i.e. body language, facial expressions, eye-to-eye gaze)
- ☞ Repetitive routines or rituals
- ☞ Social impairment, very focused on self
- ☞ Uncoordinated motor movements, clumsiness
- ☞ Unusual preoccupations and behaviors

## Causes:

The exact cause of AS is unknown, but there is some indication it may be hereditary. Currently, there is no specific course of treatment or cure for the disorder.

## Strengths:

- ☞ Excellent rote memory and musical ability
- ☞ Exceptional skill or talent in a specific area
- ☞ Rich vocabulary
- ☞ Possess average or above-average intelligence
- ☞ Will achieve most childhood milestones in a reasonable amount of time

## Limitations:

- ☞ Difficulty with social interactions and peer relationships
- ☞ Intense interest in one or two subjects, sometimes to the exclusion of other topics
- ☞ May exhibit sensitivities to stimuli: sounds, lighting, clothing, and foods

## **ATTENTION DEFICIT DISORDER (Officially ADHD, Inattentive Type)**

---

Attention Deficit Hyperactivity Disorder (ADHD) is a neurobehavioral disorder that interferes with an individual's ability to sustain attention or focus on a task. In some cases, ADHD may also result in an inability to control impulsive behavior. Symptoms of the disorder typically arise during early childhood and must persist for at least six months with onset before seven years of age. In addition, males are affected more frequently than females. Treatment for ADHD may include medication, behavioral therapy, education, proper nutrition, and exercise. The three common characteristics of ADHD are high-level inattention, hyperactivity, and impulsiveness.

### **Common Symptoms and Features:**

- ☞ Difficulty remaining seated
- ☞ Difficulty awaiting turns in games
- ☞ Failure to listen to instructions
- ☞ Fidgeting with hands or feet
- ☞ Impulsive behavior
- ☞ Inattention
- ☞ Interrupting conversations and speaking excessively
- ☞ Shifting from one uncompleted task to another
- ☞ Difficulty focusing on the task at hand

### **Causes:**

It is believed ADHD is caused by altered brain biochemistry. A landmark study in 1990 revealed the rate at which the brain uses glucose is lower in individuals with ADHD, especially in the area of the brain responsible for attention, handwriting, motor control, and inhibition responses. At present, there is no cure for ADHD.

### **Strengths:**

- ☞ Ability to learn is not impaired
- ☞ Serious emotional disturbances are unlikely
- ☞ High level of energy and drive
- ☞ Creative thinkers: great imaginations and master problem solvers

### **Limitations:**

- ☞ Greater likelihood of grade retention, school drop-out, and academic under-achievement
- ☞ Difficulty developing friendships due to behavior excesses and deficits of ADHD
- ☞ Usually excel in many areas, such as math, reading, and science
- ☞ May lose things easily and need frequent reminders

# AUTISM

---

First described in 1944 by Leo Kanner, autism is a developmental disorder of brain function that affects males four times as often as females. The disorder is a spectrum disorder with a wide range, and is characterized by three main symptoms: impaired social interaction, difficulty with verbal and non-verbal communication and imagination, and unusual or limited activities or interests. These symptoms typically surface during the first three years of life. Treatment generally focuses on medication and behavior therapy but may also include the use of facilitated communication. The Centers for Disease Control and Prevention (CDC) report an average of 1 in 110 children in the United States being diagnosed with an Autism Spectrum Disorder each year.

## Common Symptoms and Features:

- ❧ Absent or delayed language development
- ❧ Absent or impaired imaginative and social play
- ❧ Development of epilepsy by adulthood
- ❧ Impaired ability to initiate or sustain a conversation, or to maintain eye contact
- ❧ Impaired ability to make friends with peers
- ❧ Inflexible adherence to specific routines or rituals
- ❧ Intellectual disability may be present in some; others may exhibit average or above-average intelligence
- ❧ Preoccupation with parts of objects, as opposed to the object as a whole
- ❧ Repetitive movements, such as clapping, hand flapping, rocking, and swaying
- ❧ Restricted patterns of interests that are abnormal in intensity or focus
- ❧ Stereotyped, repetitive, literal, or unusual use of language

## Causes:

Autism does not have any one single cause. It is suspected that several genes and environmental factors, such as viruses and chemicals, contribute to the development of the disorder. Research has shown abnormalities that are present in several regions of the brain, including the cerebellum, amygdala, hippocampus, septum, and mamillary bodies. Neurons in these regions of the brain are smaller than usual and have stunted nerve fibers. At present there is no cure for autism.

## Strengths:

- ❧ May have unusual talents, such as exceptional rote memory, lightning calculation, and musical or drawing gifts
- ❧ Very visual learners
- ❧ Concrete thinkers

## Limitations:

- ❧ Difficult to shift or divide their attention
- ❧ Express little interest in others
- ❧ Prefer solitary, repetitious play
- ❧ Difficulty engaging in make-believe play
- ❧ Sensory integration issues, causing difficulties with processing information from the five classic senses (vision, auditory, touch, olfaction, and taste), the sense of movement, and/or the positional sense (proprioception).

## CEREBRAL PALSY

---

Cerebral Palsy (CP) is a term used to describe a group of chronic disorders impairing control of movement. The four different classifications of CP are spastic, athetoid, ataxic, and mixed forms. Of the four classifications, spastic is the most common, affecting 70-80% of CP patients. Symptoms and the severity of symptoms vary widely across classifications and individuals but do not worsen over time. Treatment of CP often involves physical, psychological, occupational, physical, and speech therapies, as well as medication, surgery, and braces.

### Common Symptoms and Features:

- ☞ Delayed motor development
- ☞ Failure to thrive (delayed growth and development, despite adequate nourishment)
- ☞ Hearing abnormalities
- ☞ Intellectual disability in 66% of cases
- ☞ Muscle contractions
- ☞ Seizures or epilepsy
- ☞ Sensory impairments
- ☞ Spasticity
- ☞ Speech impairments
- ☞ Vision impairments
- ☞ Writhing movements
- ☞ Difficulty swallowing

### Causes:

The exact cause of CP is not fully understood. It was long believed the condition was a result of difficult deliveries and lack of oxygen at birth; however, more recent research suggests CP may be caused by an infection. Premature births and maternal infections also raise the likelihood of CP.

### Strengths:

- ☞ Incredible capacity to strive for and meet goals
- ☞ Very social, enjoy being with people
- ☞ Enjoy music

### Limitations:

- ☞ Motor impairments affecting balance, movement, and posture
- ☞ Slurred or difficult-to-understand speech

## CYSTIC FIBROSIS

---

Cystic fibrosis (CF) is a genetic disorder that affects the respiratory, digestive, and reproductive systems. CF produces a thick, sticky mucus in the aforementioned systems of the body that increases the risk for bacterial infection. As a result, CF patients often suffer from frequent or chronic respiratory infections, pancreatic insufficiency, cystic-fibrosis-related diabetes, sterility in males, and difficulty with conception in females. Treatment of the disease focuses on alleviating symptoms through medication, chest physical therapy, pancreatic enzymes, and vitamin supplements. In the United States, there are approximately 30,000 children and adults with CF. About 1,000 individuals are diagnosed with CF each year.

### Common Symptoms and Features:

- ☞ Chronic cough
- ☞ Clubbing (enlarged fingertips)
- ☞ Frequent and persistent sinus infections
- ☞ Nasal polyps (growths in the nose)
- ☞ Poor weight gain and/or growth
- ☞ Recurring pneumonia
- ☞ Salty skin
- ☞ Wheezing, or shortness of breath

### Causes:

CF is a genetic disease caused by a mutation in a gene that produces a protein called cystic fibrosis transmembrane regulator (CFTR). At present, there is no cure for the disease; however, significant progress is being made in the area of gene therapy.

### Strengths:

- ☞ Typical cognitive and social development
- ☞ Can have a very normal healthy lifestyle as long as therapies are followed

### Limitations:

- ☞ Minimal strenuous physical activity
- ☞ Dietary restrictions (CF diet should be high in calories, salt, and fat)
- ☞ May be more prone to lung infections

## DOWN SYNDROME

---

First described by Dr. John Langdon Down in the 19<sup>th</sup> century, Down Syndrome (DS) is the most commonly-occurring chromosomal anomaly. Most individuals with DS have some degree of intellectual disability, generally ranging from mild to moderate. Infants with the disorder are generally diagnosed after birth due to the distinct physical characteristics of DS. Early intervention services are the primary means of treatment. One in 691 children is born with Down Syndrome. Down Syndrome affects the individual both physically and mentally.

### Common Symptoms and Features:

- ☞ Delayed speech development
- ☞ Dysplastic ears (abnormal shape of ear)
- ☞ Flat facial profile, depressed nasal bridge and small nose
- ☞ Hyperflexibility (excessive ability to extend joints)
- ☞ Lowered resistance to infection resulting in increased respiratory infections
- ☞ Intellectual disability
- ☞ Hypotonia (low muscle tone)
- ☞ Slanting eyes with folds of skin at the inner corners

### Causes:

DS is also known as Trisomy 21 because of the presence of an extra partial or complete 21<sup>st</sup> chromosome. This additional chromosome causes DS and results in a total of 47 chromosomes, rather than the standard 46.

### Strengths:

- ☞ Ability to participate in the workforce
- ☞ Very social and enjoy friendships
- ☞ Reaching developmental milestones, such as walking, talking, and toilet training, only slightly later than other children of the same age

### Limitations:

- ☞ Slowed physical and intellectual development
- ☞ Delayed language or verbal communication
- ☞ Hypotonia, or low muscle tone



## EMOTIONAL DISTURBANCE (ED)

---

An emotional disability is a condition that, over a long period of time, consistently interferes with a student's learning process and adversely affects the student's educational performance. An emotional disability may include, but is not limited to, one or more of the following conditions: (1) a tendency to develop physical symptoms or fears associated with personal or school problems; (2) a general pervasive mood of unhappiness or depression; (3) an inability to learn that cannot be explained by intellectual, sensory, or health factors; (4) an inability to build or maintain satisfactory interpersonal relationships; and (5) inappropriate behaviors or feelings under normal circumstances.

### Common Symptoms and Features:

Some of the characteristics and behaviors seen in children that have emotional disturbances include:

- ☞ Hyperactivity (short attention span, impulsivity)
- ☞ Aggression/self-injurious behavior (acting out, fighting)
- ☞ Withdrawal (failure to initiate interaction with others, retreat from exchanges of social interaction, excessive fear or anxiety)
- ☞ Immaturity (inappropriate crying, temper tantrums, poor coping skills)
- ☞ Learning difficulties (academically performing below grade level)

Children with the most serious emotional disturbances may exhibit distorted thinking, excessive anxiety, bizarre motor acts, and abnormal mood swings. Some are identified as children that have severe psychosis or schizophrenia.

Many children that do not have emotional disturbances may display some of these same behaviors at various times during their development; however, when children have an emotional disturbance, these behaviors continue over long periods of time. Their behaviors, therefore, signal they are not coping with their environment or peers.

### Causes:

The causes of emotional disturbance have not been adequately determined. Although various factors, such as heredity, brain disorder, diet, stress, trauma, and family functioning, have been suggested as possible causes, research has not shown any of these factors to be direct causes of behavioral or emotional problems.

### Limitations:

- ☞ Exhibit mood disorders, anxiety disorders, ADHD, conduct disorders, or other psychiatric disorders
- ☞ Co-occurrence of emotional disturbance and other disabilities may intensify students' behavioral problems and further compromise academic performance.
- ☞ Many students with emotional disturbance are at greater risk for substance abuse disorders.
- ☞ Students with emotional disturbance are particularly vulnerable to environmental changes, such as transitions, and to a lack of positive behavioral support during transitions.
- ☞ Educational programs for children with emotional disturbances need to include the provision of emotional and behavioral support as well as helping them master academics, develop social skills, and increase self-awareness, self-control, and self-esteem.

# EPILEPSY

---

Epilepsy is a medical condition that causes seizures affecting both mental and physical functions; epilepsy is sometimes referred to as seizure disorder. A seizure occurs when the electrical system in the brain malfunctions and causes a rapid firing of electrical energy. The result may be altered consciousness or muscle contractions. There are many different types of seizures, ranging from very mild to serious, depending on which part of the brain is impacted; most seizures last only a minute or two. Medication is the most common method of epilepsy treatment, but other, holistic, methods are used, as well.

## Common Symptoms and Features:

- ☞ Loss of, or altered state of consciousness
- ☞ Sudden falls without any explanation
- ☞ Rapid blinking
- ☞ Repeated muscle movements, slackened muscles
- ☞ Altered sense of taste, sound, touch
- ☞ Confused states
- ☞ “Funny” feelings; sense of “déjà vu”
- ☞ Jackknife body movements (convulsions, body contractions)
- ☞ Unusual sleep patterns

## Causes:

Seizures are a symptom of abnormal brain functioning. In about 70% of persons with epilepsy, the exact cause is not known. Among the rest, there may be any number of factors, such as head injuries, lack of oxygen during the birth process, genetic conditions, abnormal brain development, toxins, or infections. Typical seizure triggers include photosensitivity, hormonal changes, sleep patterns, and stress.

## Strengths:

- ☞ Most individuals with epilepsy are in the normal cognitive range, unless they have a co-occurring ID diagnosis
- ☞ Able to participate in any and all activities, taking into account the individual’s safety

## Limitations:

- ☞ May need to avoid certain activities that could trigger seizures
- ☞ Medications may cause lethargy, mood swings, or weight changes

## **FETAL ALCOHOL SYNDROME (FAS)**

---

Fetal alcohol syndrome is the manifestation of specific growth, mental, and physical birth defects associated with the mother's high levels of alcohol consumption during pregnancy. Patients with fetal alcohol syndrome typically have multiple handicaps and require special medical, educational, familial, and community assistance.

### **Common Symptoms and Features:**

- ☞ Growth deficiencies: small body size and low weight, slower-than-normal development, and failure to thrive
- ☞ Skeletal deformities: deformed ribs and sternum; curved spine; hip dislocations; bent, fused, webbed, or missing fingers and/or toes; limited movement of joints; small head
- ☞ Facial abnormalities: small eye openings; skin webbing between eyes and base of nose; drooping eyelids; nearsightedness; failure of eyes to move in same direction; short upturned nose; sunken nasal bridge; flat or absent groove between nose and upper lip; thin upper lip; opening in roof of mouth; small jaw; low-set or poorly-formed ears
- ☞ Organ deformities: heart defects; heart murmurs; genital malformations; kidney and urinary defects
- ☞ Central nervous system handicaps: small brain; intellectual disability that is usually mild to moderate, but occasionally severe; learning disabilities; short attention span; irritability in infancy; hyperactivity in childhood; poor body, hand, and finger coordination

### **Causes:**

Alcohol in a pregnant woman's bloodstream circulates to the fetus by crossing the placenta. There, the alcohol interferes with the ability of the fetus to receive sufficient oxygen and nourishment for normal cell development in the brain and other body organs.

### **Strengths:**

- ☞ Imaginative and creative (often used as a tool to get the individual out of trouble)
- ☞ Visual learners
- ☞ High energy level

### **Limitations:**

- ☞ Attention challenges
- ☞ Possible memory weakness
- ☞ Behavioral challenges: noncompliance or defiance

## FRAGILE X SYNDROME

---

Fragile X Syndrome is the most common genetically-inherited form of intellectual disability, with IQs of diagnosed individuals typically between 70-85. Males are 4 times more likely to be carriers of the Fragile X gene than females are. Males born with the full gene mutation are twice as likely as females to have Fragile X Syndrome. Only 50% of females born with the full gene mutation will develop features of Fragile X. Children with Fragile X appear typical during infancy but manifest delays over their lifetimes. Characteristics of Fragile X may be treated with medication, speech, physical, and occupational therapies, structured education, and counseling.

### Common Symptoms and Features:

- ☞ Digestive disorders
- ☞ Double-jointed fingers
- ☞ Echolalia (repeating verbalizations of a previous speaker)
- ☞ Flat feet
- ☞ Hyperactivity
- ☞ Large or prominent ears
- ☞ Long, narrow face
- ☞ Mental impairment ranging from learning disabilities to severe intellectual disability
- ☞ Perseveration (inability to complete a sentence due to continuous repetition of words at the end of a phrase); continued focus on a specific topic of interest only to the speaker
- ☞ Puffy eyelids
- ☞ Sensory integration (difficulty processing external stimuli that can result in hypersensitivity to noise, sound, light, and/or odors)
- ☞ Tactile defensiveness (negative response to being touched)

### Causes:

Fragile X is a genetic condition inherited due to a change in the Fragile X (FMR-A) gene, (found on the X-chromosome), causing it to increase in length. It is responsible for creating a protein important for brain development. When the gene changes (mutates), brain development and function are impaired. Both males and females with a history of Fragile X may be carriers of the gene; without having the disorder themselves; they will, however, have an increased chance of passing it on to their children.

### Strengths:

- ☞ No serious physical issues
- ☞ Positive outlook on life
- ☞ Strong visual memory and learners
- ☞ Very social and love people

### Limitations:

- ☞ Difficulty simultaneously processing information, resulting in difficulty with skills requiring sequential processing of information, such as reading
- ☞ Speech challenges (worse when anxious or eye contact is needed)
- ☞ Auditory distractibility (distraction by background and irrelevant sounds or noise) when trying to focus and attend during listening tasks)

# HEMOPHILIA

---

Hemophilia is a rare inherited bleeding disorder in which the blood does not clot normally. This is caused by changes in the F8 gene, responsible for making a protein called Coagulation Factor VIII (in Hemophilia A), or Factor IX (in Hemophilia B). These are the proteins that help an individual's blood to clot after a bruise, scratch, cut, or hard hit. These two major forms of Hemophilia occur mainly in males. Type A occurs in 1 in 4,000 – 5,000 male births, and Type B occurs in 1 in 20,000 male births.

## **Common Symptoms and Features:**

- ☞ Many large or deep bruises
- ☞ Joint pain and swelling caused by internal bleeding
- ☞ Unexplained bleeding or bruising
- ☞ Blood in urine or stool
- ☞ Prolonged bleeding from cuts or injuries or after surgery or tooth extraction
- ☞ Nosebleeds with no obvious cause
- ☞ Tightness in joints

## **Causes:**

The lack of necessary proteins to assist in blood clotting cause an individual to bleed uncontrollably from even a minor cut. There is no way to introduce or replace this protein in the body, and individuals with hemophilia must be very careful not to be cut or scratched in such a way that would cause heavy bleeding.

## **Strengths:**

- ☞ Typically developing in the cognitive sense
- ☞ Can lead a normal life with caution

## **Limitations:**

- ☞ Physical activity restrictions: no contact sports
- ☞ Pain: acute (sudden onset) or chronic (long-lasting)

# HYPOTONIA

---

Hypotonia is a medical term used to describe decreased muscle tone (the amount of resistance to movement in a muscle). It is not the same as muscle weakness, although the two conditions can co-exist.

Children who have cerebral palsy with hypotonia have muscle tone that is abnormally low or floppy; the entire body is usually affected. Problems include poor head control, very poor trunk stability and control, absence of balance reactions and protective responses, and excessively-hyper mobile joints.

## **Common Symptoms and Features:**

- ☞ Children with hypotonia have a floppy quality or “rag doll” appearance because their arms hang by their sides, and they have little or no head control.
- ☞ Other symptoms of hypotonia include problems with mobility and posture, breathing and speech difficulties, lethargy, ligament and joint laxity, and poor reflexes.
- ☞ Hypotonia does not affect intellect.
- ☞ Depending on the underlying condition, some children with hypotonia may take longer to develop social, language, and reasoning skills.

## **Causes:**

Hypotonia may be caused by trauma, environmental factors, or by genetic, muscle, or central nervous system disorders. Sometimes, however, it is not possible to determine the cause of hypotonia.

## **Strengths:**

- ☞ Visual learners
- ☞ Strong receptive language
- ☞ Good long-term memory

## **Limitations:**

- ☞ Motor planning and mobility challenges
- ☞ Difficulty with expressive language
- ☞ May take longer to develop social, language, and reasoning skills

## **INTELLECTUAL DISABILITIES (Formerly Mental Retardation)**

---

Intellectual disability (ID) is a term used to describe a person with limitations in mental functioning and skills, such as communication, personal care, and social skills. As many as 1-3% of people in America have intellectual disabilities (The Arc, 2011). These limitations cause affected children to develop at slower rates than typical children. Many of the things they will learn in life may simply take them a little longer to learn, while some things they may never learn.

### **Common Symptoms and Features:**

- ☞ Intelligence quotient (IQ) below 75
- ☞ Significant limitations in adaptive skill areas, such as social skills, leisure, functional academics, self-care, communication, home living, health and safety, and work
- ☞ Difficulty problem solving and thinking logically

### **Causes:**

- ☞ Most often caused by genetic conditions, such as Phenylketonuria (PKU), Fragile X Syndrome, and Down Syndrome
- ☞ Issues during pregnancy (e.g. maternal infections), at birth (e.g. prematurity), and after birth (e.g. childhood diseases)
- ☞ Complications during the birth process (not enough oxygen to the brain)
- ☞ Health problems: certain diseases or malnutrition may cause intellectual disabilities

### **Strengths:**

- ☞ Maintain capacity to learn and grow; many children will grow to live independently
- ☞ Most become productive and full participants of society
- ☞ Strong visual learners

### **Limitations:**

- ☞ Learning is slowed and impaired
- ☞ May require varying degrees of adaptive support throughout lifetime

## LEARNING DISABILITY (LD)

---

A learning disability is a neurological disorder in which a person's brain is "wired" differently. It is estimated that 20% of the American population has some type of learning disability, according to the U.S. Department of Education (2010). 8-10% of Americans under the age of 18 have a learning disability. Learning disabilities often run in families, and the most common types are difficulty with basic reading, language, or math skills. There is no cure for learning disabilities; it is a lifetime issue. Children with learning disabilities, however, are able to have success in school with proper educational supports and interventions.

### Common Symptoms and Features:

- ☞ Delayed speech or pronunciation problems
- ☞ Trouble reading
- ☞ Easily distracted
- ☞ Difficulty interacting with other students
- ☞ Slow to develop fine motor skills
- ☞ Weak memory skills
- ☞ Trouble with open-ended questions
- ☞ Difficulty planning

### Causes:

Mental health professionals do not know for certain what causes learning disabilities. There are some reasons that contribute to the condition. A current theory is learning disabilities stem from slight disturbances in brain structures and functions, and many times the disturbance begins before birth. Some factors that affect fetal brain development are genetic factors and mothers' use of tobacco, alcohol, or drugs during pregnancy. Other factors after birth that may contribute to learning disabilities are environmental in nature, such as lead poisoning.

### Strengths:

- ☞ May be cognitively on task with other students
- ☞ Typically social; enjoy interacting with others
- ☞ Depending on the diagnosis, may do well with cross-age tutors (same-age peers) or buddies

### Limitations:

- ☞ Possibly require more time to complete tasks
- ☞ Need more frequent reminders or cues to stay on task
- ☞ Challenges with reading, spelling, writing, and math
- ☞ Possible speech and language challenges



## MICROCEPHALY

---

Microcephaly is a rare neurological condition in which the circumference of the head is smaller than average for the child's age and gender. A child may be born with the condition (congenital) or it may develop in the first few years of life. Treatment may involve physiotherapy, medication, and/or dietary management.

### Common Symptoms and Features:

- ☞ Delayed motor and speech development
- ☞ Hyperactivity
- ☞ Loose, wrinkled scalp
- ☞ Intellectual disability
- ☞ Receding forehead
- ☞ Small head and large face
- ☞ Underweight and dwarfed body

### Causes:

Microcephaly may be genetic in some cases and non-genetic in others. The condition may be caused by brain-damaging infections in infancy or by one of the following conditions:

- ☞ Congenital toxoplasmosis
- ☞ Congenital rubella
- ☞ Cornelia de Lange syndrome
- ☞ Cri du chat syndrome
- ☞ Down syndrome
- ☞ Rubinstein-Taybi syndrome
- ☞ Sekel's syndrome
- ☞ Trisomy 13
- ☞ Trisomy 18
- ☞ Uncontrolled maternal PKU

The exact cause of the disorder is unknown; and at present, there is no specific treatment for Microcephaly.

### Strengths:

- ☞ Determined; able to overcome many difficulties
- ☞ Very social; enjoy being with others

### Limitations:

- ☞ Delayed brain function
- ☞ Poor balance and motor planning

## OBSESSIVE-COMPULSIVE DISORDER (OCD)

---

OCD is a neurological Anxiety Disorder that may have genetic origins and is caused by an imbalance of serotonin. Serotonin is a neurotransmitter (a chemical that acts as messenger in the brain) between the orbital cortex (the front of the brain) and the basal ganglia (deeper structures of the brain). When the serotonin levels are imbalanced, the messages that go from one part of the brain to the other are confused, resulting in repetitive "worry thoughts", sort of like a CD skipping! These repetitive "worry thoughts" are known as *obsessions*, and they drive the people experiencing them to act out time-consuming rituals known as *compulsions*.

The disorder usually begins in adolescence or young adulthood and is seen in as many as 2-3% of Americans. *Obsessions* are recurrent and persistent thoughts, impulses, or images that are unwanted and cause marked anxiety or distress. Frequently, they are unrealistic or irrational. *Compulsions* are repetitive behaviors or rituals (like hand washing, hoarding, keeping things in order, checking something over and over) or mental acts (like counting, repeating words silently, avoiding). In OCD, the obsessions or compulsions cause significant anxiety or distress, or they interfere with the child's normal routine, academic functioning, social activities, or relationships.

### Common Symptoms and Features:

- ☞ Most people with OCD have both obsessions and compulsions, but some people experience just one or the other.
- ☞ The symptoms of OCD may wax and wane over time. Often, the symptoms get worse in times of stress.

### Causes:

The exact causes of OCD are still unknown; however, researchers strongly suspect a biochemical imbalance is involved. Alterations in one or more of the brain's chemical systems that regulate repetitive behaviors may be related to the cause of OCD; these balances may be inherited. Psychological factors and stress may heighten symptoms.

### Strengths:

- ☞ Often caring, sensitive, intelligent, creative, and imaginative
- ☞ Often perfectionists, analytical and deep thinking
- ☞ Not sad or lacking in pleasure

### Limitations:

- ☞ Causes problems with attention and concentration
- ☞ Increased anxiety
- ☞ Possibly inflexible; difficulty with transition or change

## **OPPOSITIONAL DEFIANT DISORDER (ODD)**

---

Children are often oppositional throughout childhood. There are many triggers that create oppositional attitudes, such as exhaustion, hunger, stress, or being upset. In turn children become argumentative, disobedient, and defiant. This is all a very normal part of childhood development, especially for two- to three-year-olds and young adolescents. When these behaviors become serious concerns and affect children's social, family, and academic lives, it may be more than normal childhood development. Children that are easily annoyed, repeatedly lose their tempers, become argumentative with adults, and blame others for their situations may have ODD. ODD is the most common psychiatrically-diagnosed behavioral disorder in children that typically continues into adulthood.

### **Common Symptoms and Features:**

- ☞ Excessive arguing with persons in authority
- ☞ Easily annoyed
- ☞ Blaming others for mistakes or behaviors
- ☞ Intentional attempts to annoy or upset people
- ☞ Sometimes characterized by aggressive or violent behaviors
- ☞ Unkind and hateful talk when upset
- ☞ Prone to seek revenge

### **Causes:**

The causes of ODD are unknown. It is believed, however, that biological and environmental factors may play a role. Studies have shown certain environments increase the development of ODD, for example, poor parenting, domestic violence, abuse, and substance abuse by caregivers. It has been documented that some children have developed ODD as a result of stress and frustration from life circumstances, such as death or divorce. Treatment may include education, psychotherapy, or cognitive-behavioral therapy.

### **Strengths:**

- ☞ Structured learners; need to be kept busy
- ☞ Varied interests and hobbies

### **Limitations:**

- ☞ Challenges with social skills
- ☞ Difficulty with change or transition
- ☞ Prone to classroom outbursts; choose what to ignore

## **PEDIATRIC BIPOLAR DISORDER (Also known as manic-depression)**

---

Bipolar disorder is a serious, but treatable, mental illness. It is a disorder of the brain in which there are extreme changes in mood, thought processes, activity levels, and behavior. Until just recently, the medical community rarely made a diagnosis during childhood. Today, symptoms are often noted in infancy or early childhood. Early intervention and therapies offer the best hope in helping children with bipolar disorder gain stability.

Children with bipolar disorder typically have continual mood disturbances, which are a mix of mania and depression. The change or cycling between moods tends to create chronic irritability.

### **Common Symptoms and Features:**

- ☞ Irritable mood
- ☞ Lack of interest or great sadness
- ☞ Either too much or not enough sleep
- ☞ Violent or destructive rages
- ☞ Defiant behaviors
- ☞ High degree of impulsivity or impaired judgment
- ☞ High level of anxiety
- ☞ Hallucinations or delusions

### **Causes:**

There is clearly a strong genetic link, but there are also indications that environmental factors influence whether the disorder will occur in children.

### **Strengths:**

- ☞ While the disorder affects people differently, individuals with bipolar disorder during the manic phase tend to be much more outgoing and daring than individuals without bipolar disorder.
- ☞ A series of authors have described mania or hypomania as related to higher accomplishment, elevated achievement motivation, and ambitious goal setting.
- ☞ One study indicated greater-than-average striving for goals, and sometimes obtaining them, corresponded with mania.

### **Limitations:**

- ☞ Individuals with the illness have continual changes in energy, mood, thought, sleep, and activity.
- ☞ Sometimes have difficulty submitting to, or recognizing, authority.
- ☞ Often have issues with impulse control.

## **PERVASIVE DEVELOPMENTAL DISORDERS (PDD or PDD-NOS)**

---

The five disorders under Pervasive Developmental Disorders (PDD) are:

- ☞ Autism Spectrum Disorder
- ☞ Asperger's Disorder
- ☞ Childhood Disintegrative Disorder (CDD)
- ☞ Rett's Disorder
- ☞ PDD – Not Otherwise Specified (PDD-NOS)

Autism is the most common of the Pervasive Developmental Disorders, affecting an estimated 1 in 110 births (Centers for Disease Control Prevention, 2007). Roughly translated, this means as many as 1.5 million Americans today are believed to have some form of autism, and this number is on the rise. Based on statistics from the U.S. Department of Education and other governmental agencies, autism is growing at a startling rate of 10%-17% per year. At this rate, the Autism Society of America (ASA) estimates the prevalence of autism could reach four million Americans in the next decade.

### **Common Symptoms and Features:**

- ☞ Insistence on sameness; resistance to change; preference for being alone; aloof manner
- ☞ Difficulty expressing needs; using gestures or pointing instead of words
- ☞ Repeating words or phrases in place of normal, responsive language
- ☞ Laughing (and/or crying) for no apparent reason; showing distress for reasons not apparent to others
- ☞ Tantrums; non-responsive to verbal cues; acts as if deaf, although hearing tests in normal range
- ☞ Difficulty integrating with others; not wanting to cuddle or be cuddled; little or no eye contact
- ☞ Unresponsive to normal teaching methods; uneven gross/fine motor skills
- ☞ Sustained odd play; spinning objects; obsessive attachment to objects
- ☞ Apparent over-sensitivity or under-sensitivity to pain; no real fears of danger
- ☞ Noticeable physical over-activity or extreme under-activity

### **Causes:**

There is no known single cause for autism, but it is generally accepted that it is caused by abnormalities in brain structure or function. Researchers are investigating a number of theories, including the link among heredity, genetics, and medical issues. In many families, there appears to be a pattern of autism or related disabilities. It also appears some children are born with a susceptibility to autism, though researchers have not yet identified a single "trigger" that causes autism to develop.

### **Strengths:**

- ☞ Highly visual learners
- ☞ May be gifted in certain areas or subjects

### **Limitations:**

- ☞ Deficits in social interaction
- ☞ Challenges understanding or interpreting emotions
- ☞ May have limited communication skills
- ☞ Sensory integration issues (difficulty processing external stimuli that can result in hypersensitivity to noise, sound, light, and/or odors)
- ☞ Repetitive behaviors

## PICA

---

PICA is the pattern of eating non-food materials (dirt, paper, paint, crayons, small sticks, etc.). PICA is more common in young children than in adults, particularly those with a co-occurring developmental disability. PICA may also be seen in individual's who simply crave the sensation of certain textures in their mouths. An individual's eating patterns must fit the criteria for 1 month in order to receive a diagnosis of PICA.

### **Common Symptoms and Features:**

- ☞ Habitual or obsessive eating of non-food items (grass, art supplies, cloth, rubber pieces, etc.)
- ☞ Inability to control this behavior for at least a period of 1 month prior to diagnosis

### **Causes:**

- ☞ In some cases, iron or zinc deficiency may trigger unusual cravings. However, not very much is known about the exact cause of PICA.
- ☞ PICA may co-occur with developmental disabilities.

### **Strengths:**

- ☞ Strengths are consistent with the individual's personality. PICA does not bring out specific strengths on its own.

### **Limitations:**

- ☞ May be distracted from activities by preoccupation with eating non-food items.
- ☞ May incur digestive issues (and subsequent irritability).

## REACTIVE ATTACHMENT DISORDER (RAD)

---

RAD is a severe and uncommon psychiatric illness that affects young children. It is most often diagnosed by markedly-disturbed and developmentally-inappropriate social behaviors. It is characterized by extreme emotional attachments to, and boundary issues with, others. RAD is most often able to be diagnosed by age five, but parents or caregivers may notice attachment issues as early as a child's first birthday. RAD occurs most often in foster and adopted children but can appear in biological families due to situations such as divorce, separation, or illness.

### Common Symptoms and Features:

- ☞ Failure to gain weight
- ☞ Detached and unresponsive behavior
- ☞ Difficulty being comforted when upset
- ☞ Defiant behaviors
- ☞ Inhibition or hesitancy in social interactions
- ☞ Inappropriate familiarity or closeness with strangers
- ☞ Sometimes exhibits self-injurious behaviors

### Causes:

Most children with RAD have had disruption or interruption in early relationships. Many have been physically and/or emotionally abused or neglected. Some have experienced the traumatic loss of a parent or caregiver. Often, children have spent time in an institutional setting (i.e. hospital, residential care, or orphanage) and received inadequate care. Treatment requires parents/caregivers focus on creating and strengthening relationships with children that have RAD.

### Strengths:

- ☞ Generally have above-average IQs
- ☞ With proper therapy, children learn to trust and feel safe

### Limitations:

- ☞ Difficulties trusting adult relationships, including teachers
- ☞ Challenges with boundaries and personal space
- ☞ Strong need to control environments in order to feel safe

## RETT SYNDROME

---

First described by Dr. Andreas Rett in 1966, Rett Syndrome (RS) is a neurological disorder almost exclusively affecting females. Infants follow typical patterns of development until 6 to 18 months of age, at which time symptoms of RS begin to appear. Loss of communication skills and purposeful use of hands are followed by the development of gait disturbances, autistic-like hand movements, and the slowing of head growth. Treatment focuses on relieving symptoms through the use of medication, physiotherapy, and behavior therapy.

### Common Symptoms and Features:

- ☞ Autistic-like behaviors (i.e. repetitive hand movements, body rocking, prolonged toe walking)
- ☞ Avoidance of eye contact
- ☞ Breathing difficulties
- ☞ Difficulty expressing and understanding language
- ☞ Gait abnormalities (abnormal pattern of walking)
- ☞ Hypotonia (loss of muscle tone)
- ☞ Loss of purposeful use of hands
- ☞ Seizures
- ☞ Slowed brain and head growth

### Causes:

RS is a genetic disease caused by a mutation of the MECP2 gene, which encodes the MeCP2 protein. Scientists believe the lack of a properly functioning MeCP2 protein may allow other genes to turn on or remain on at inappropriate stages in development, disturbing the precisely-regulated pattern of development. Presently, there is no cure for the disease.

### Strengths:

- ☞ Can continue to learn and enjoy friends and family into middle age (shortened life expectancy)
- ☞ Can experience a full range of emotions

### Limitations:

- ☞ Progressive loss of cognition, motor, behavior, and social skills over time
- ☞ Difficulty with transition and change
- ☞ Sensory integration issues (difficulty processing external stimuli that can result in hypersensitivity to noise, sound, light, and/or odors)



## **SENSORY INTEGRATION DISORDER or DYSFUNCTION (SID)**

---

SID is a neurological disorder that results from the brain's inability to integrate information from the five classical senses (vision, taste, smell, touch, and olfaction), the sense of movement (vestibular), and the sense of body in space (proprioception). Sensory integration is the ability to take information obtained through the senses and combine it with prior information, memories, and knowledge to drive meaning for the processing of stimuli. SID is also called sensory processing disorder.

### **Common Symptoms and Features:**

- ☞ Overly-sensitive, or under-sensitive, to touch, movement, and sights
- ☞ Easily distracted
- ☞ High degree of impulsivity
- ☞ May cover ears in new or loud environments
- ☞ Delays in speech, languages, or motor skills
- ☞ Physical clumsiness or lack of coordination
- ☞ Activity level that is unusually high or low
- ☞ Avoid stimuli normally tolerated by children of the same age
- ☞ Inability to comfort self or unwind

### **Causes:**

Sensory Integration Disorder usually appears in young children. SID is a neurological disorder in which one of three things happen: the brain does not receive messages because of disconnects in the neuron cells, inconsistent messages are received, or sensory messages are received consistently but do not connect correctly with other sensory messages. Research has shown that potentially 70% of those labeled with learning disabilities in the school system have sensory integration disorders.

### **Strengths:**

- ☞ With appropriate environments, children with SID can have great success
- ☞ SID can be managed with therapies, tactics, and modifications in the classroom
- ☞ Can be strong learners if sensory needs are addressed

### **Limitations:**

- ☞ Sensory dysfunction may interfere with learning or classroom engagements
- ☞ Children may be easily overwhelmed by classroom activities and create quiet or retreat spaces that may or may not be understood or tolerated by others.

## SMITH-MAGENIS SYNDROME (SMS)

---

Smith-Magenis Syndrome (SMS) is a distinct and clinically-recognizable genetic disorder characterized by a specific pattern of physical, behavioral, and developmental features. SMS is considered a rare disorder and is estimated to occur in 1 in 15,000 - 25,000 live births.

### **Common Symptoms and Features (not every individual has every characteristic):**

- ☞ Distinct facial features: short, wide head; mid-face is below normal size; prominent forehead; broad nasal bridge; protruding jaw; and ear abnormalities
- ☞ Short fingers and toes
- ☞ Short stature
- ☞ Hoarse, deep voice
- ☞ Speech delay
- ☞ Learning disability
- ☞ Intellectual disability (varying degrees, but have IQs typically in the 50 to 60 range)
- ☞ Low muscle tone and/or feeding problems in infancy
- ☞ Eye/Vision problems
- ☞ Sleep disturbances
- ☞ Insensitivity to pain
- ☞ Attention-seeking outbursts
- ☞ Behavioral problems: hyperactivity, head banging, hand/nail biting, skin picking, pulling off fingernails and/or toenails, explosive outbursts, tantrums, destructive and aggressive behavior, excitability, arm hugging/hand squeezing when excited

### **Causes:**

SMS is the result of a deletion of chromosome 17 that happens for unknown reasons; it is not a hereditary disorder.

### **Strengths:**

- ☞ Engaging and endearing personalities
- ☞ Respond positively to consistency, structure, and routines
- ☞ Very responsive to affection, praise, and other positive emotions
- ☞ Enjoy interactions with adults

### **Limitations:**

- ☞ Possible behavioral concerns
- ☞ Intellectual challenges

## TOURETTE SYNDROME

---

First described in 1885 by Dr. George de la Tourette, Tourette Syndrome (TS) is a genetic neurological disorder characterized by uncontrollable vocal sounds and repeated involuntary movements called tics. Although tics can sometimes be suppressed for a brief time, tension eventually mounts to the point where it must be expressed. Tics worsen in stressful situations and improve when the individual is relaxed or absorbed in an activity. TS may be treated with medication or with relaxation techniques and biofeedback to reduce stress.

### Common Symptoms and Features:

- ☞ Facial tics:
  - Eye blinking
  - Grimacing
  - Nose twitching
- ☞ Motor tics:
  - Body twisting or bending
  - Excessive touching of others
  - Foot stamping
  - Head jerking
  - Neck stretching
  - Repeating actions obsessively
- ☞ Vocal tics:
  - Continuous throat clearing, coughing, sniffing, grunting, yelping, barking, or shouting
  - Coprolalia (involuntarily shouting obscenities)
  - Echolalia (repeating the verbalizations of a previous speaker)

### Causes:

TS is generally believed to be a genetic condition, although the chromosomal location of the TS gene and the genetic marker for TS have not yet been found. Studies suggest an abnormality in the genes affects the brain's metabolism of neurotransmitters. At present, there is no cure for TS.

### Strengths:

- ☞ Does not impair intelligence
- ☞ Frequency of tics decreases with age

### Limitations:

- ☞ May be accompanied by a learning disability
- ☞ May interfere with academic performance or social adjustment

## **TRAUMATIC BRAIN INJURY (TBI)**

---

Traumatic brain injury (TBI) is an injury to the brain caused by the head being hit by something or shaken violently. This injury can change how the person acts, moves, and thinks. A traumatic brain injury can also change how a student learns and acts in school. The term TBI is used for head injuries that can cause changes in one or more areas, such as thinking and reasoning, understanding words, memory, paying attention, solving problems, thinking abstractly, talking, behaving, walking and other physical activities, seeing, and/or hearing.

### **Common Symptoms and Features:**

- ☞ Memory loss or recall deficits
- ☞ Neurological impairment
- ☞ Some old skills and knowledge gained prior to the onset of TBI still remain after the injury
- ☞ Unpredictable emotions that may not match situations
- ☞ Disorientation with times, places, and people
- ☞ Impulse control deficits

### **Causes:**

- ☞ TBI occurs when an outside force injures the brain, including falls, vehicle accidents, and violence.
- ☞ Brain trauma can be caused by a direct impact or by acceleration alone.

### **Strengths:**

- ☞ Strong visual learners
- ☞ May be on task cognitively, but may require extra time for processing or completion of tasks

### **Limitations:**

- ☞ May have physical limitations
- ☞ Difficulties with processing or critical thinking
- ☞ Distractibility
- ☞ Social, behavioral, or emotional problems

## TYPE ONE (1) DIABETES

---

Type 1 Diabetes is a chronic (lifelong) illness in which there are high levels of sugar in the blood, and an individual's pancreas is not able to produce enough insulin to regulate his/her sugar levels on its own. Insulin moves blood sugar into the body's cells, where it is stored as energy. Without enough insulin, glucose (blood sugar) builds up in the bloodstream instead of going into the cells – the body cannot then use it for energy, and the overload leads to diabetic symptoms. Type 1 Diabetes may occur at any age, but is most often diagnosed in children, teens, and young adults.

### **Common Symptoms and Features (that occur during hyperglycemia, or high blood sugar):**

- ☞ Feeling very thirsty or hungry all of the time
- ☞ Feeling tired or fatigued
- ☞ Blurry eyesight
- ☞ Tingling or loss of sensation in the individual's feet
- ☞ Urinating more often than usual
- ☞ Losing weight without trying
- ☞ Fruity breath odor
- ☞ Stomach pain, nausea/vomiting, inability to keep down fluids
- ☞ Dry skin/mouth
- ☞ Deep, rapid breathing

### **Causes:**

- ☞ The exact cause of Type 1 Diabetes is unknown, but is most likely autoimmune. Infections or other triggers may cause an individual's body to mistakenly attack the pancreatic cells that produce insulin. Type 1 Diabetes, or the tendency towards it, can be passed down through families.

### **Strengths:**

- ☞ Cognitively in the typical range
- ☞ Management of this illness is possible with the proper steps and training; may lead typical lives with the proper diet, exercise, and attention to medication.

### **Limitations:**

- ☞ Must take special care with diets and meal planning
- ☞ Frequent insulin adjustments may be needed, based on an individual's daily lifestyle
- ☞ Higher possibility of nerve damage, especially to an individual's feet.

## **WILLIAMS SYNDROME**

---

Williams Syndrome is a rare condition (1 in 8,000-10,000 births) caused by 25 missing genes. This condition randomly occurs, and is present equally in both males and females. An individual with Williams Syndrome has a 50% chance of passing the condition on to his or her own children. One of the missing genes is the gene that produces protein to allow blood vessels, and other body tissues, to stretch (elastin). Having only 1 copy of this gene is likely what causes the narrowing of blood vessels seen in Williams Syndrome.

### **Common Symptoms and Features (that occur during hyperglycemia, or high blood sugar):**

- ☞ Feeding issues, including reflux, colic, vomiting, and oral defensiveness
- ☞ ADD/ADHD
- ☞ Developmental disabilities
- ☞ Delayed speech (later turns into strong speaking ability and strong auditory learning ability)
- ☞ Learning disabilities
- ☞ Mild to moderate intellectual disabilities (in 75% of diagnosed individuals)
- ☞ Cardiac issues

### **Causes:**

- ☞ Williams Syndrome is a randomly-occurring condition caused by missing copies of 25 different genes.

### **Strengths:**

- ☞ Strong musical interests
- ☞ Strong speaking ability and vocabulary, once language is developed
- ☞ Very open, friendly, and social

### **Limitations:**

- ☞ No “stranger danger” concept
- ☞ Difficulties with spatial reasoning
- ☞ Abstract reasoning difficulties

## SOURCE INFORMATION

---

Information about the disabilities and disorders highlighted in this handbook was pulled from the following Internet sites:

### ASPERGER SYNDROME

- Asperger Syndrome Education Network, Inc. “What is Asperger Syndrome?” [www.aspennj.org](http://www.aspennj.org)
- Center for the Study of Autism. “Asperger’s Syndrome.” [www.autism.com/autism/behavior/asperger.htm](http://www.autism.com/autism/behavior/asperger.htm)
- National Institute of Neurological Disorder and Stroke. “Asperger Syndrome.” <http://www.ninds.nih.gov/disorders/asperger/asperger.htm>
- Online Asperger Syndrome Information and Support. “What is Asperger Syndrome?” [www.udel.edu/bkirby/asperger/geneva3.html](http://www.udel.edu/bkirby/asperger/geneva3.html)

### ATTENTION DEFICIT DISORDER

- Children and Adults with Attention-Deficit/Hyperactivity Disorder. “The Disability Named ADD.” [www.chadd.org](http://www.chadd.org)
- Medscape. “Attention Deficit Hyperactivity Disorder.” [www.medscape.com](http://www.medscape.com)
- National Institute of Neurological Disorders and Stroke. “Attention Deficit Disorder.” [www.ninds.nih.gov](http://www.ninds.nih.gov)

### AUTISM

- The Harvard Mental Health Letter. “Autism-Part I.” [www.feet.org/Default.aspx](http://www.feet.org/Default.aspx)
- National Institute of Neurological Disorders and Stroke. “Autism.” [www.ninds.nih.gov](http://www.ninds.nih.gov)

### CEREBRAL PALSY

- HealthCentral. “Cerebral Palsy.” [www.healthcentral.com](http://www.healthcentral.com)
- HealthCentral. “Cerebral Palsy Caused by Infection?” [www.healthcentral.com](http://www.healthcentral.com)
- National Institute of Neurological Disorders and Stroke. “Cerebral Palsy.” [www.ninds.nih.gov](http://www.ninds.nih.gov)

### CYSTIC FIBROSIS

- Cystic Fibrosis.com. “Cystic Fibrosis.com” [www.cysticfibrosis.com](http://www.cysticfibrosis.com)
- Cystic Fibrosis Research Inc. “Facts About Cystic Fibrosis.” [www.cfri.org](http://www.cfri.org)
- HealthCentral. “Cystic Fibrosis.” [www.healthcentral.com](http://www.healthcentral.com)
- Healthtouch and the National Heart, Lung, and Blood Institute. “Cystic Fibrosis.” [www.healthtouch.com](http://www.healthtouch.com)

### DOWN SYNDROME

- National Down Syndrome Society. “About Down Syndrome.” [www.ndss.org](http://www.ndss.org)
- National Information Center for Children and Youth with Disabilities. “General Information about Down Syndrome.” [www.nichcy.org](http://www.nichcy.org)

## **EMOTIONAL DISTURBANCE**

- National Dissemination Center for Children with Disabilities. “Emotional Disturbance, Fact Sheet 5.” [www.nichcy.org/pubs/factshe/fs5txt.htm](http://www.nichcy.org/pubs/factshe/fs5txt.htm)
- Center for Effective Collaboration and Practice. [cecp.air.org/resources/20th/eligchar.asp](http://cecp.air.org/resources/20th/eligchar.asp)

## **EPILEPSY OR SEIZURE DISORDER**

- Epilepsy Foundation. [www.epilepsyfoundation.org/about/](http://www.epilepsyfoundation.org/about/)

## **FETAL ALCOHOL SYNDROME**

- U.S. National Library of Medicine. “Fetal Alcohol Syndrome.” [www.nlm.nih.gov/medlineplus/ency/article/000911.htm](http://www.nlm.nih.gov/medlineplus/ency/article/000911.htm)
- Adopting Resources. “Fetal Alcohol Syndrome.” <http://www.adopting.org/uni/search.php>
- ADA, Division of Alcohol and Drug Abuse. “As A Matter of Fact...Fetal Alcohol Syndrome.” [www.well.com/user/woa/fsfas.htm](http://www.well.com/user/woa/fsfas.htm)

## **FRAGILE X SYNDROME**

- Healthtouch and American Speech-Language-Hearing Association. “Fragile X Syndrome & Speech Problems.” [www.healthtouch.com](http://www.healthtouch.com)
- National Institute of Child Health & Human Development. “Facts About Fragile X Syndrome.” [www.nichd.nih.gov/](http://www.nichd.nih.gov/)

## **HEMOPHILIA**

- National Heart Lung and Blood Institute. “What is Hemophilia?” [www.nhlbi.nih.gov/health/dci/Diseases/hemophilia/hemophilia\\_what.html](http://www.nhlbi.nih.gov/health/dci/Diseases/hemophilia/hemophilia_what.html)
- Mayo Clinic. “Hemophilia.” [mayoclinic.com/health/hemophilia/DS00218](http://mayoclinic.com/health/hemophilia/DS00218)

## **HYPOTONIA**

- National Institute of Neurological Disorders and Stroke. “Hypotonia.” [www.ninds.nih.gov/disorders/hypotonia/hypotonia.htm](http://www.ninds.nih.gov/disorders/hypotonia/hypotonia.htm)
- Children’s Hospital. “Hypotonia (Muscle Weakness).” [www.childrenshospital.org/az/Site1106/mainpageS1106P0.html](http://www.childrenshospital.org/az/Site1106/mainpageS1106P0.html)

## **INTELLECTUAL DISABILITIES (FORMERLY MENTAL RETARDATION)**

- National Dissemination Center for Children with Disabilities. [www.nichcy.org/Disabilities/Specific/Pages/IntellectualDisability.aspx](http://www.nichcy.org/Disabilities/Specific/Pages/IntellectualDisability.aspx)
- The Arc. “Introduction to Mental Retardation.” [www.thearc.org](http://www.thearc.org)
- National Information Center for Children and Youth with Disabilities. “General Information about Mental Retardation.” [www.nichcy.org](http://www.nichcy.org)

## **LEARNING DISABILITIES**

- LD OnLine. [www.ldonline.org/](http://www.ldonline.org/)
- Great Schools. [www.schwablearning.org](http://www.schwablearning.org), [www.greatschools.net/content/specialNeeds.page](http://www.greatschools.net/content/specialNeeds.page)



## **MICROCEPHALY**

- National Institute of Neurological Disorders and Stroke. “Microcephaly.” [www.ninds.nih.gov](http://www.ninds.nih.gov)

## **OBSESSIVE-COMPULSIVE DISORDER**

- Obsessive-Compulsive Foundation. “Questions and Answers about Obsessive-Compulsive Disorders.” [www.ocfoundation.org](http://www.ocfoundation.org)
- National Institute of Mental Health. “Obsessive-Compulsive Disorders.” [www.nimh.nih.gov/healthinformation/ocdmenu.cfm](http://www.nimh.nih.gov/healthinformation/ocdmenu.cfm)
- U.S. National Library of Medicine. “Obsessive-Compulsive Disorders.” [www.nlm.nih.gov/medlineplus/obsessivecompulsivedisorder.html](http://www.nlm.nih.gov/medlineplus/obsessivecompulsivedisorder.html)
- American Academy of Family Physicians. “Obsessive-Compulsive Disorder: What it is and how to treat it.” [www.familydoctor.org/online/famdocen/home/common/mentalhealth/anxiety/133.html](http://www.familydoctor.org/online/famdocen/home/common/mentalhealth/anxiety/133.html)

## **OPPOSITIONAL DEFIANT DISORDER**

- American Academy of Child and Adolescent Psychiatry. [www.aacap.org](http://www.aacap.org)

## **PEDIATRIC BIPOLAR DISORDER**

- Child and Adolescent Bipolar Foundation. [www.bpkids.org](http://www.bpkids.org)
- National Institute of Mental Health. [www.nimh.nih.gov/health/publications](http://www.nimh.nih.gov/health/publications)
- Wikipedia. [en.wikipedia.org/wiki/Bipolar\\_disorder#Cognitive\\_functioning](http://en.wikipedia.org/wiki/Bipolar_disorder#Cognitive_functioning)

## **PERVASIVE DEVELOPMENTAL DISORDER**

- National Institute of Mental Health. “Autism Spectrum Disorders (Pervasive Developmental Disorders).” [www.nimh.nih.gov/publicat/autism.cfm](http://www.nimh.nih.gov/publicat/autism.cfm)
- National Institute of Neurological Disorders and Stroke. “Pervasive Developmental Disorders Information Page.” [www.ninds.nih.gov/disorders/pdd/pdd.htm](http://www.ninds.nih.gov/disorders/pdd/pdd.htm)
- National Institute of Neurological Disorders and Stroke. “Autism Information Page.” [www.ninds.nih.gov/disorders/autism/autism.htm](http://www.ninds.nih.gov/disorders/autism/autism.htm)
- Autism Society of America. “What is Autism?” [www.autism-society.org/site/PageServer?pagename=about\\_what\\_is](http://www.autism-society.org/site/PageServer?pagename=about_what_is)
- Charlotte Crane, M.Ed., Board Certified Behavior Analyst, Autism Resource Specialist for Loudoun County Public Schools (Practical Applications – strategies)

## **REACTIVE ATTACHMENT DISORDER**

- Attachment Disorder Site. [www.attachmentdisorder.net](http://www.attachmentdisorder.net)
- Wikipedia. [en.wikipedia.org/wiki/Attachment\\_disorder](http://en.wikipedia.org/wiki/Attachment_disorder)

## **RETT SYNDROME**

- HealthCentral. “Rett’s Disorder.” [www.healthcentral.com](http://www.healthcentral.com)
- Healthtouch and the National Institute of Neurological Disorders and Stroke. “Rett Syndrome.” [www.healthtouch.com](http://www.healthtouch.com)
- International Rett Syndrome Association. “The Genetics of Rett Syndrome.” [www.rettssyndrome.org](http://www.rettssyndrome.org)

## **RUSSELL-SILVER SYNDROME**

- U.S. National Library of Medicine. “Russell-Silver Syndrome.” [www.nlm.nih.gov/medlineplus/ency/article/001209.htm](http://www.nlm.nih.gov/medlineplus/ency/article/001209.htm)
- Wikipedia. [en.wikipedia.org/wiki/Russell-Silver\\_Syndrome](http://en.wikipedia.org/wiki/Russell-Silver_Syndrome)

## **SENSORY INTEGRATION DISORDER**

- Health A to Z. [www.healthatoz.com](http://www.healthatoz.com)
- Scholastic. [www.scholastic.com](http://www.scholastic.com)

## **SMITH-MAGENIS SYNDROME**

- PRISMS, Inc. “What is Smith-Magenis Syndrome?” [www.smithmagenis.org/WhatisSMS/characteristics.htm](http://www.smithmagenis.org/WhatisSMS/characteristics.htm)
- The Resource Foundation for Children with Challenges. “Disorder Zone Archives: Smith-Magenis Syndrome.” [www.specialchild.com/archives/dz-027.html](http://www.specialchild.com/archives/dz-027.html)

## **TOURETTE SYNDROME**

- National Institute of Neurological Disorders and Stroke. “Tourette Syndrome.” [www.ninds.nih.gov](http://www.ninds.nih.gov)

## **TRAUMATIC BRAIN INJURY**

- Brain Injury Association. [www.biausa.org/](http://www.biausa.org/)
- National Dissemination Center for Children with Disabilities. “Traumatic Brain Injury.” [www.nichcy.org/Pages/Home.aspx](http://www.nichcy.org/Pages/Home.aspx)
- National Institute of Neurological Disorders and Stroke. “Traumatic Brain Injury Information Page.” [www.ninds.nih.gov/disorders/tbi/tbi.htm](http://www.ninds.nih.gov/disorders/tbi/tbi.htm)
- Wikipedia. [en.wikipedia.org/wiki/Traumatic\\_brain\\_injury](http://en.wikipedia.org/wiki/Traumatic_brain_injury)

## ADDITIONAL INTERNET SITES

---

### GENERAL HEALTH INFORMATION:

- Dr.Koop.com. [www.drkoop.com](http://www.drkoop.com)
- HealthCentral. [www.healthcentral.com](http://www.healthcentral.com)
- Medscape. [www.medscape.com](http://www.medscape.com) (You must register for this free site.)
- National Institutes of Health, Health Information Index 2000. [health.nih.gov/](http://health.nih.gov/)
- National Institute of Neurological Disorders and Stroke. [www.ninds.nih.gov/](http://www.ninds.nih.gov/)
- OnHealth. [www.onhealth.com](http://www.onhealth.com)

### DISABILITY:

- The Arc (National Organization of and for People with mental retardation and related disabilities). [www.thearc.org/](http://www.thearc.org/)
- Autism Society of America. [www.autism-society.org](http://www.autism-society.org)
- Children and Adults with Attention Deficit/Hyperactivity Disorder. [www.chadd.org](http://www.chadd.org)
- Cystic Fibrosis Foundation. [www.cff.org](http://www.cff.org)
- Family Village. [www.familyvillage.wisc.edu](http://www.familyvillage.wisc.edu)
- International Rett Syndrome. [www.rettsyndrome.org](http://www.rettsyndrome.org)
- National Down Syndrome Society. [www.ndss.org](http://www.ndss.org)
- Online Asperger Syndrome Information and Support (OASIS). [www.udel.edu/bkirby/asperger/frame1.html](http://www.udel.edu/bkirby/asperger/frame1.html)

### CHRISTIAN SITES ON DISABILITY:

- Access Ministry. [www.mbctysons.org/access](http://www.mbctysons.org/access)
- Christian Church Foundation for the Handicapped. [www.ccfh.org](http://www.ccfh.org)
- Joni & Friends (JAF) Ministries. [www.joniandfriends.org](http://www.joniandfriends.org)
- Ron Heagy's Life is an Attitude. [www.ronheagy.com/page/page/933283.htm](http://www.ronheagy.com/page/page/933283.htm), [rollonron.com/#](http://rollonron.com/#)